




## ***Flexible ways of using Interim items for instructional purposes.***

**(Revised September 2024)**

The interims can now be used in more flexible ways for instructional purposes, whether it is one item at a time, showing the items on a white board and having the students discuss the different strategies to solve the problem, or select a few items from the Interim Assessment Item Portal (IAIP). Only registered educators who have a ClassLink account can access the interims in either standard administration or via the [secure IAIP](#).

Before jumping to the IAIP website, we strongly recommend that you see this [video](#) about the purpose of the interims and read the [Interim Assessments Overview](#). This document describes the interim assessments (IABs, ICAs, and Focused IABs), including their purpose, use, and varieties. For each grade and subject, this document provides a list of all interim assessments available for the 2022-23 school year. For the blueprints of each of the assessments, refer to the last page of this document.

<b>INTERIM ASSESSMENTS AT A GLANCE</b>		
<p><b>Interim Comprehensive Assessments</b></p> <p>Assess a broad range of targets, similar to the summative</p> <p><i>Examples:</i></p> <ul style="list-style-type: none"> <li>• Grade 3 ELA</li> <li>• Grade 3 Math</li> </ul>		<p><b>Interim Assessment Blocks</b></p> <p>Assess 3–8 targets in ELA/literacy or Math</p> <p><i>Examples:</i></p> <ul style="list-style-type: none"> <li>• Grade 3 ELA, Read Literary Texts</li> <li>• Grade 3 Math, Operations and Algebraic Thinking</li> </ul>
		<p><b>Focused Interim Assessment Blocks</b></p> <p>Assess 1–3 targets in ELA/literacy or Math</p> <p><i>Examples:</i></p> <ul style="list-style-type: none"> <li>• Grade 3 ELA, Research: Use Evidence</li> <li>• Grade 3 Math, Time, Volume, and Mass</li> </ul>
		

## **Standardized vs. Non-standardized Administrations**

Interims can be administered in both standardized and non-standardized ways in the classroom.

- In a traditional, standardized administration, educators assign each student an interim assessment to take individually, and educators can use students' results as part of the formative assessment process.
- Educators can also use interim assessments for non-standardized administrations by displaying items to a class using a service provider's item viewer application (AVA) for students to answer on paper, in small groups, or as a class discussion.
- Also in a non-standardized administration, educators can conduct instructional activities, such as eliciting evidence from students using white boards, incorporating peer feedback while administering brief writes or performance tasks, or using an item to set up students working in small groups.

## FAQs:

Q1: How do I View the Interim Items prior to consideration with my students?

A1: To help with decision on which interims (IABs or Focused IABs) to use, read the [Interim Assessments Overview](#) and then view use [AVA platform](#) to see the items in the interested interims. These are already all packaged in a set of about 15 items.

Q2: Can a teacher select a few questions from the IAB or does the teacher have to give students the entire IAB at one time?

A2: Due to the flexibility of using the interims, educators can select a few questions from the IAB using the secure **IAIP portal** ([Tools for Teacher website](#)) or administer the interims as standardized administration where all the students results will flow into the **Centralized Reporting System** (CRS) on the [DeSSA portal](#). When using items not part of the standardized Interim package, teachers will not see any students' responses in the reporting system (CRS).

Q3: Can a teacher print the questions they would like the students to answer, administer the paper version to students, then collect all papers associated with the questions before students leave the class?

A3: Yes, use [Tools for Teacher website](#) to select the items you want to present to students and print them in PDF. *Remember about the security of these items that must stay within the school environment. See Test security training for more details about security of administering assessments.* Again, no data will be saved by system. Teacher will need to capture the student's responses in some method.

Q4: Can a teacher project the question(s) for students to answer on paper?

A4: Yes, Using the **AVA platform** ([DeSSA portal](#)) you can project the items on a whiteboard and have students answer them either individually or in small group for instructional purposes. [The AVA doesn't keep or save any answers. It is solely an application to view the items for instructional purposes and for planning on the selection of the IABs.]

Q5: Can students complete a few questions online in an IAB and not other questions and still submit for scoring?

A5: Yes, Student can just answer a few questions as part of an online standardized administration but the results will not be reliable as the results will take into account all items (whether answered or not).

Q6: How can the parent and Public see sample Interims items?

A6: The general Public and parents can only view the [sample items](#) and [practice tests](#) and not the Interims items or IAIP as these are secure and meant for educators as part of their instructional purpose and support. (Best to use Chrome, Safari or Edge to view math items which contain symbols and equations).

Q7: Where can I find resources for Formative Assessment processes for use in my classroom?

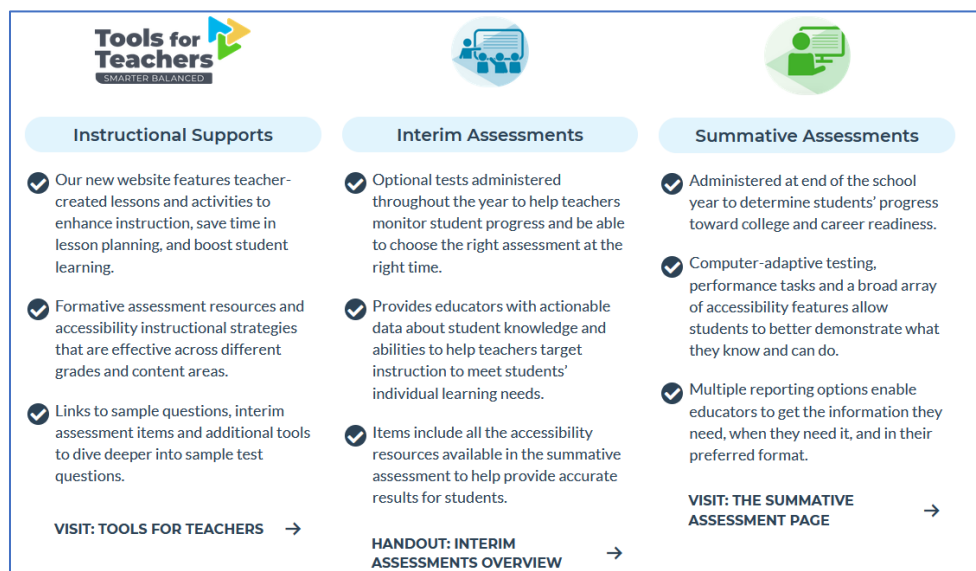
A7: The [Formative Assessment Process](#) is a deliberate process used by teachers and students during instruction that provides actionable feedback that is used to adjust ongoing teaching and learning strategies to improve students' attainment of curricular learning targets/goals. See the short [video to understand the Formative Assessment Process](#).

Q8: Where can I get more information about the major topics of each grade so I can focus on some of the IABs.

A8: Most of the IABs were developed based on the major content of each grade. This [Back to School Assessment Playbook](#) (pp. 8 and 10) include the alignment of the prioritized grade-level content to the Smarter Balanced Interim Assessments. When you click on the link for the Major Work for each grade, you will get more details about standards (Major Clusters, Supporting and additional Clusters) which might help you strategize in choosing IABs.

## Balanced Assessment System Ecosystem

The [Balanced Assessment System](#) consists of an ecosystem with Interim assessments, resources to support teachers before, during, and after administering interims ([Tools for Teachers](#)) and information about the summative assessments for grades 3-8 in ELA/L and Mathematics. We will provide information about the **Tools for Teachers** supports which includes the Content Explorer, Interim Assessment Item Portal (IAIP), SmART Annotated Tool for Writing, and Connection Playlists. Blueprints of ELA/L and Math assessments are readily available as well.





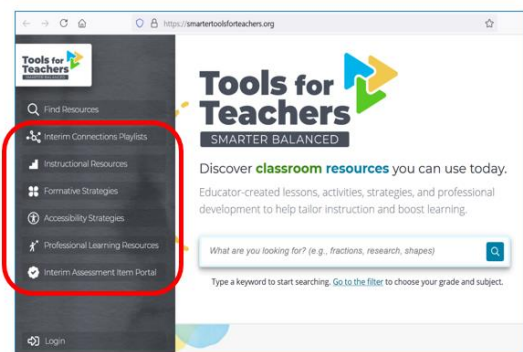
## Tools for Teachers.

[Tools for Teachers](https://www.toolsforteachers.org) is an easy-to-use website that features lessons and activities created by educators to save time, enhance instruction, and prepare students for college or a career. Tools for Teachers focuses on the formative process, which helps teachers identify where students are in their learning, where they are going, and how they will get there. The website is accessible with all learners in mind that includes strategies that support diverse learners.

<https://youtu.be/jJPAU1zOAp4>

The following resources are available:

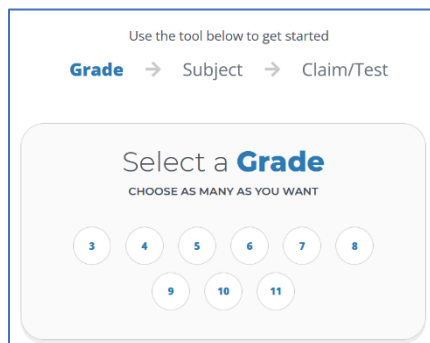
- Interim Connection Playlists (associated with IAB)
- Instructional Resources
- Formative Strategies (classroom instruction)
- Accessibility Strategies
- Professional Learning Resources
- Interim Assessment Item Portal (IAIP)



It also connects to the [Content Explorer](#), (how items are connected to the academic standards), [Connections Playlists](#), [SmART Annotated Tool](#), and Interim Assessment Items Portal ([IAIP](#)) from the main page. See next page for more detail on each of these resources.

## Content Explorer and its Resources

This site is full of resources and primarily show you how items are connected to academic standards, Claims and Targets. There is the transparency of how items are developed and coded so educators can use the resources with full confidence of their alignment to the standards.



Educators can also understand the [Test Development and Design of the Assessments](#) (Summatives and Interims). This includes the blueprints, scoring Guidelines, Content Specifications and Rubrics for each of ELA and Mathematics, and Content Specifications.

## Connections Playlists

With Interim Connections Playlists, you can match student performance on Smarter Balanced Interim Assessment Blocks (IABs) to specific topics and find related instructional resources to use in the classroom the very same day. They can also be used as part of an a) observational tool, b) to support student goal setting, or c) provide guidance on various differentiation needs.

[Sample Connection Playlist for ELA Grade 4 Listen and Interpret IAB](#)

[Sample Connection Playlist for Math Grade 4 Geometry](#)

## SmART Annotated Response Tool

The [Smarter Annotated Response Tool](#) project was initiated to provide an interactive approach to illustrate how educators score student responses to performance task items on assessments. SmART was designed to be more efficient and clearer for educators to use than the previously released documents.

### What Do Writing Tasks Measure?

Writing tasks challenge students to demonstrate critical thinking skills. In each task, students examine sources on a topic and write a response based on a specific purpose described in state academic standards.

Writing tasks help educators measure students' ability to write effectively for each purpose, using source material as appropriate, and to demonstrate command of the conventions of standard English.

Educators can use SmART for a variety of purposes, including but not limited to:

- Gaining insight into grade-level expectations for each score point of each trait scored for ELA full writes,
- Learning about specific qualities of high-scoring responses to help inform classroom writing instruction,
- Creating professional development materials to use with teachers who might be unfamiliar with or desire more experience using criteria-based rubrics to score a variety of student writing,
- Creating materials to share with students to illustrate strong examples of student writing as well as how less successful work could be revised to improve the quality, and
- Sharing with parents who wish to see examples of student work to gain a better understanding of what their students are expected to demonstrate as they engage in the performance task portion of the ELA assessment.

## Interim Assessment Item Portal (IAIP)

<https://interimitems.smartertoolsforteachers.org/BrowseItems>

Before jumping into the IAP, we recommend that you watch this video <https://youtu.be/Im-thuZCp4c> to fully understand the Smarter Balanced Interim Assessments and how they can support teaching and learning throughout the year.

Interim Assessment Item Portal

Browse Test Items

### Browse Items

Access interim assessment test questions by selecting a grade, subject, and either a test name or content area.

These are the same interim items available to you in your test delivery system, but this site is designed to support more flexible uses of interim items for classroom instruction. Use the site to view individual items and answers, or select items to create a PDF you can download and print.

Grade

Grade 6

Subject

English language arts/literacy

Mathematics

Test Name

--Select--

Claims

1. Concepts and Procedures

2. Problem Solving

3. Communicating Reasoning

4. Modeling/Data Analysis

Targets

A

D

Content Standards

All

Math Practice

Reset

Advanced Filters >

Grid

Table

Clear

Print Cart 0

Braille Cart

MATH

G6

Grade: Grade 6

Test name:

Item position in test:

Stimulus ID: 170129

MATH

G6

Grade: Grade 6

Test name:

Item position in test:

Stimulus ID:

MATH

G6

Grade: Grade 6

Test name:

Item position in test:

Stimulus ID: 170129

6 | Page

## Blueprints for ELA/L and Mathematics Assessments

### I. INTERIM ASSESSMENTS

#### a) Overview of the Interims

<https://portal.smarterbalanced.org/library/en/interim-assessments-overview.pdf>

<https://contentexplorer.smarterbalanced.org> (details about standards, Claims, Targets) and

#### b) Blueprints (2021-present) –

Overview of Focused Interim Assessment Blocks (IABs)

Interim Assessments that Provide More Specific, Actionable Data on Student Performance

<https://portal.smarterbalanced.org/library/en/focused-interim-assessment-blocks-iabs-one-pager.pdf>

#### ELA/L (IABs)

<https://portal.smarterbalanced.org/library/en/english-language-arts-literacy-interim-assessment-blocks-fixed-form-blueprint.pdf>

#### ELA/L (FIABs)

<https://portal.smarterbalanced.org/library/en/english-language-arts-literacy-focused-interim-assessment-blocks-blueprint.pdf>

#### Mathematics (IABs)

<https://portal.smarterbalanced.org/library/en/math-interim-assessment-blocks-blueprint.pdf>

#### Mathematics (FIABs)

<https://portal.smarterbalanced.org/library/en/mathematics-focused-interim-assessment-blocks-blueprint.pdf>

### II. SUMMATIVE ASSESSMENTS - Blueprints (started 2021 with shorter version of the test)

ELA - <https://portal.smarterbalanced.org/library/en/elaliteracy-adjusted-blueprint.pdf>

Math - <https://portal.smarterbalanced.org/library/en/mathematics-adjusted-blueprint.pdf>

### [More Information about Smarter Balanced Assessment Development](#)