

Delaware Adult Education Annual Report



*Changing the Present
and Transforming the Future*

FY23

Delaware Adult Education FY23 Annual Report

Officers of the Department of Education

Mark A. Holodick, Ed.D.
Secretary of Education

Cora Scott, Ed.D.
Deputy Secretary of Education

Michael Rodriguez
Associate Secretary, Adult Education & School Supports

Prepared by:
Maureen Whelan
Director of Adult & Prison Education Resources

Darrell Miller, D.B.A.
Education Associate, Adult & Prison Education

Joanne M. Chandler
Director, ACE Network

Jessica Penix
Office Manager, ACE Network

Published and Distributed by:
ACE Network on 1/2/2024

The Delaware Department of Education is an equal opportunity employer and does not discriminate in its employment practices or educational programs, services or activities based on race, color, religion, sex (including pregnancy), national origin, age, disability, marital status, sexual orientation, gender identity, genetic information, veteran's status or any other legally protected category. This policy is in accordance with state and federal laws, including Title VI of the Civil Rights Act of 1964, Title IX of the Education Amendments of 1972, Section 504 of the Rehabilitation Act of 1973, the Age Discrimination in Employment Act of 1975 and the Americans with Disabilities Act of 1990.



To: Delaware Legislators, Adult Education Partners, Community Members, and Program Staff

From: Maureen Whelan, Director of Adult and Prison Education Resources

December 15, 2023

FY 23 was an exciting year for Adult Education! Enrollment increased in all programs: Adult Basic Education, Integrated English Literacy and Civics, the James H. Groves Adult High School, Family Literacy, and In-School Credit. Adult Basic Education participation rose by 27%, Family Literacy by 45%, Alternative Secondary enrollment jumped by 17%, while Groves High School attendance rose by 3%. The demand for adult education classes this fall resulted in waiting lists for ABE instruction.

This report shares information, including enrollment and outcomes, for all Department of Education funded Adult Education programs for the period July 1, 2022 to June 30, 2023.

As everyone reading this report already knows, the responsibilities that accompany family, job, and education is not easy! However, Delaware's adult learners choose to invest their valuable time in education because they know that increased skills lead to better jobs, better pay and a stable foundation for raising a family. They know that "education pays" is not a cliché. Education is the game changer that benefits adult learners, their children, their employers, and their businesses.

Understanding that adult learners may face barriers to attendance, programs have expanded their responsibilities beyond academics to include support services that help learners persist in their studies. Programs share information on food banks, housing, employment, daycares, mental health and other social services resources. Program staffing includes case managers, navigators and/or counselors to help learners and their families be successful.

Through in-person, distance, and hybrid ABE instruction, adult learners improved their Reading, Math, Writing, and Civics skills that are needed in their jobs and communities. ESL classes instructed English language learners in the skills needed for employment and citizenship. Family Literacy programs upskilled parents while also teaching strategies that help children be successful in the K12 system. Groves Adult High School conferred diplomas on 276 students who completed the Department of Education's high school graduation requirements. Integrated English Literacy and Civics projects integrated vocational, English Language proficiency and citizenship skills into one course of student to accelerate learning and support workforce development.

Through all these programs, adult learners acquired the critical thinking, job readiness and digital literacy skills needed to be successful in Delaware's job market.

Thank you for supporting adult learners, their families, and Delaware's future!

Respectfully,

A handwritten signature in black ink, appearing to read "Maureen Whelan", written in a cursive style.

Director of Adult and Prison Education Resources

Delaware Adult Education FY23 Annual Report

Table of Contents

Adult Basic Education (ABE)

State Summary	1
FY23 Statewide Measurable Skills Gains with Targets	2
Statewide Enrollment by Age	3
Statewide Enrollment by Ethnicity	3
Statewide Average Attendance Hours	4
Statewide Separation Rate	4
ABE-At-A-Distance	5
Appoquinimink	6
Baylor Women’s Correctional Institution (BWCI)	7
Christina	8
DTCC – George Campus	9
DTCC – Owens Campus	10
DTCC – Terry Campus	11
Howard R. Young Correctional Institution (HRYCI)	12
James T. Vaughn Correctional Center (JTVCC)	13
Latin American Community Center (LACC)	14
New Castle County Vo-Tech (NCCVT)	15
Polytech	16
Red Clay	17
Sussex Tech	18
Sussex Correctional Institution (SCI)	19
West End Neighborhood House	20

Integrated English Literacy and Civics Education (IELCE)

State Summary	21
---------------	----

Table of Contents (Continued)

Family Literacy

State Summary	22
Christina Family Literacy	23
Polytech Family Literacy	24
Sussex Tech Family Literacy	25

OAASIS Community Outreach & Student Leadership

FY23 OAASIS Student Survey-At-A-Glance	26
Student Leadership	27
Local Community Outreach	30
Statewide Community Outreach	30

James H. Groves Adult High School

State Summary	31
Baylor Women’s Correctional Institution (BWCI)	32
Christina Center	33
Diploma-At-A-Distance	34
Howard R. Young Correctional Institution (HRYCI)	35
James T. Vaughn Correctional Center (JTVCC)	36
Marshallton Center	37
Middletown Center	38
POLYTECH Center	49
Sussex Tech	40
Sussex Correctional Institution (SCI)	41
Wilmington Center	42

James H. Groves In-School Credit

State Summary	43
Statewide Enrollment by Age	44
Statewide Enrollment by Grade Level	44

Delaware Adult Basic Education

State Summary

Delaware Department of Education
 John W. Collette Education Resource Center
 35 Commerce Way, Suite 1
 Dover, DE 19904

2,893	Total Number Served
85	Average Number of Attendance Hours Per Student
67%	Pre-Post Assessment Rate for Students with 60 Hours
64%	Level Completion Rate
26%	Separation Rate
48%	Employment Outcomes 2 nd Quarter After Exit
49%	Employment Outcomes 4 th Quarter After Exit
93%	Completion of Digital Literacy Activities*
63%	Completion of a Citizenship/Civics COA*
88%	Completion of Workforce Preparation Activities*
91%	Completion of a Career Plan*
77%	Completion of 2 or More GED® Subtests Passed*
77%	Completion of Financial Literacy Activities*

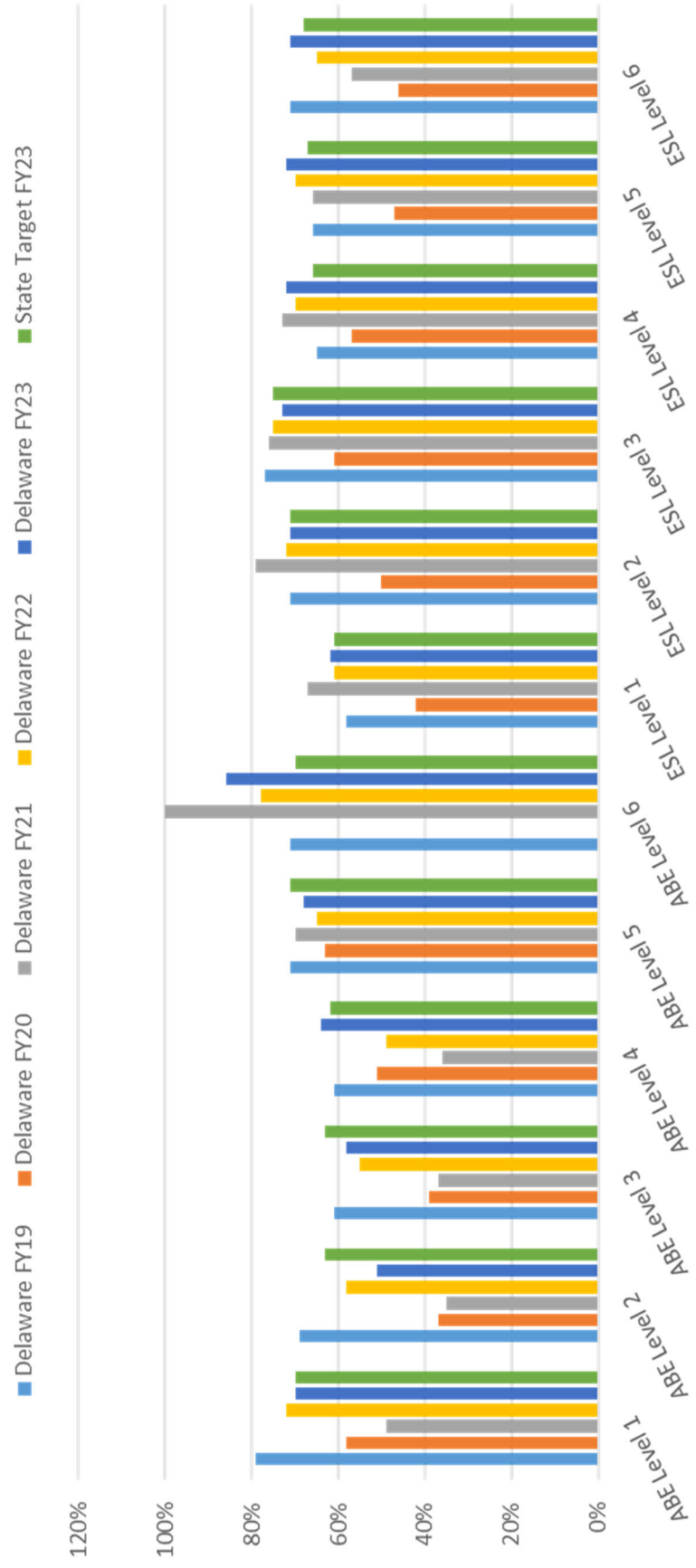
* Percentages based on the number of students selecting and achieving a goal

Adult Basic Education provides adult learners the skills to function as workers, parent/ family members, and citizen/community members. Learners enhance their reading, math, and writing skills in addition to critical thinking, digital literacy, citizenship/civics, and workforce preparation skills. English Language Learners also increase their oral and written proficiency.

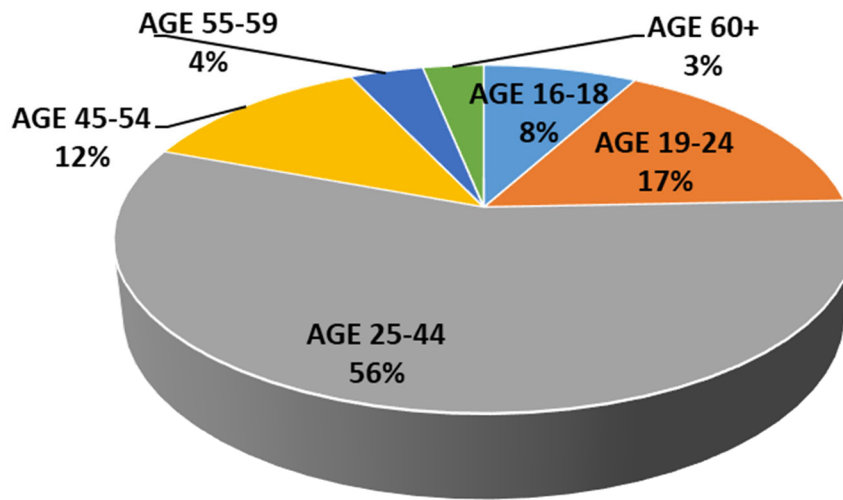
Classes take place in locations that learners can access, such as libraries, work sites, community-based organizations, schools, churches, prisons, work release sites, community college campuses, and on the Internet.

Changing the Present, Transforming the Future

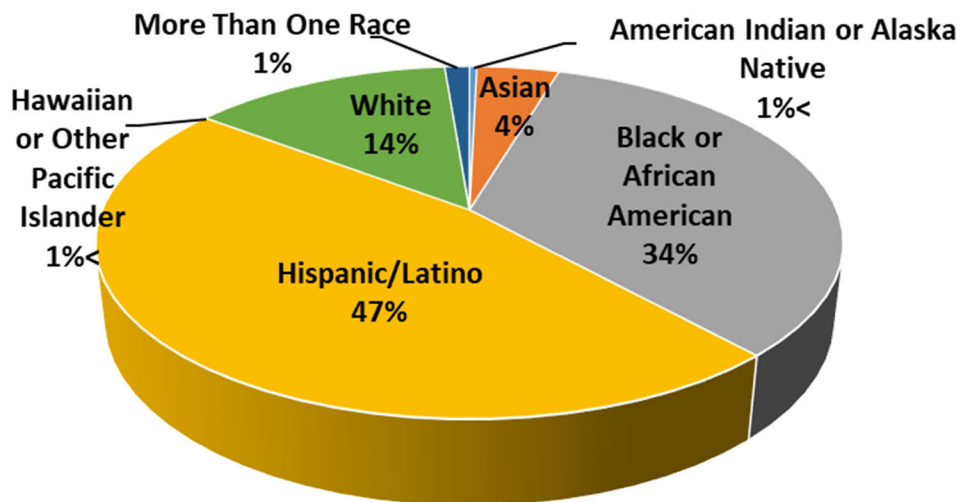
FY23 Statewide EFL Outcomes with Targets



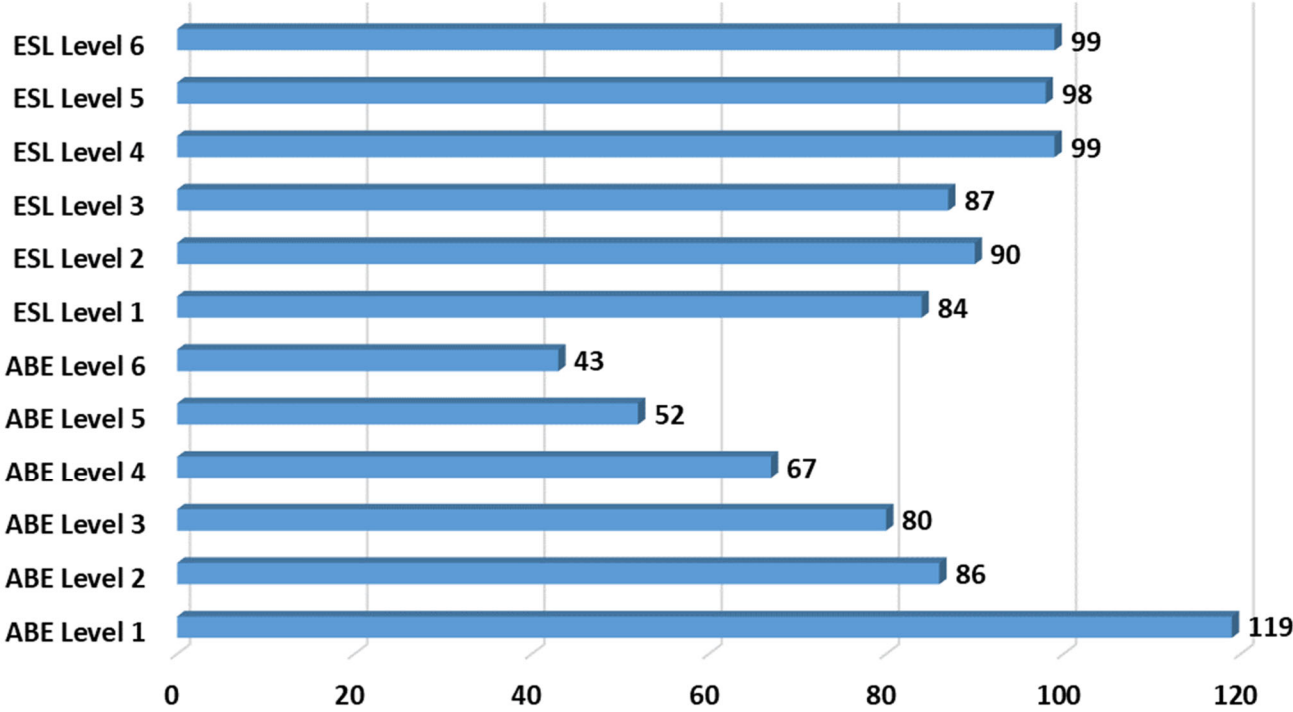
Statewide Enrollment by Age



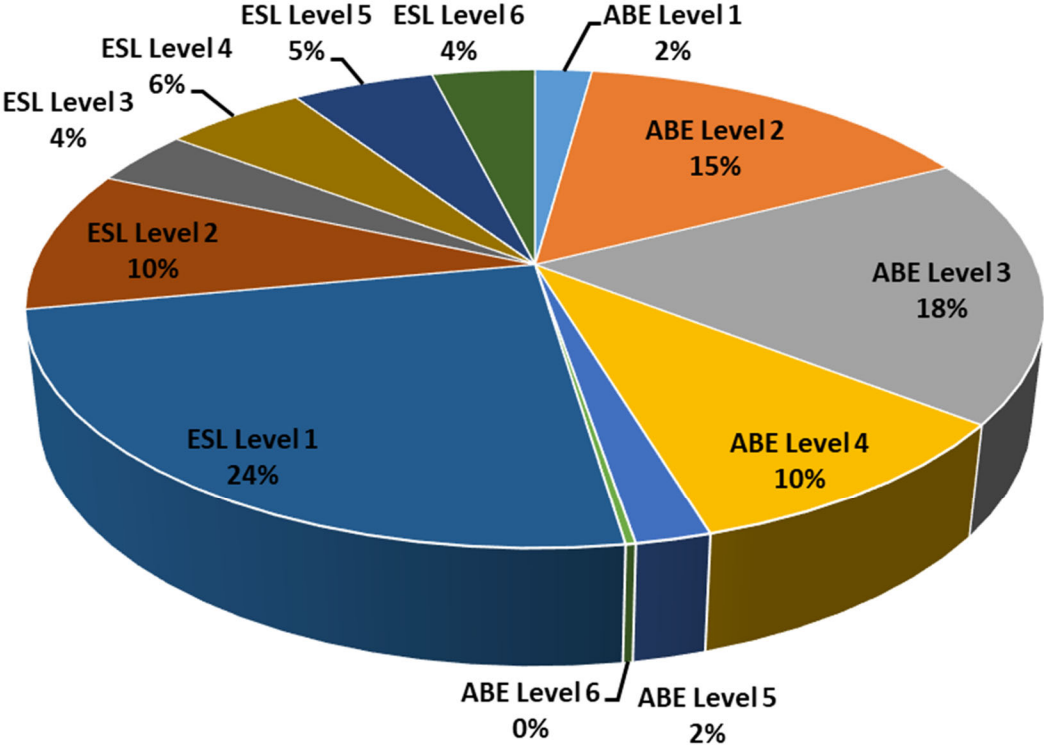
Statewide Enrollment by Ethnicity



Statewide Average Attendance Hours



Statewide Separation Rate



ABE-At-A-Distance

Delaware Center for Distance Adult Learning
Adult Basic Education Program

138 Greentree Drive, Dover, DE 19904
(302) 883-0420

E-learning: Breaking the Barriers

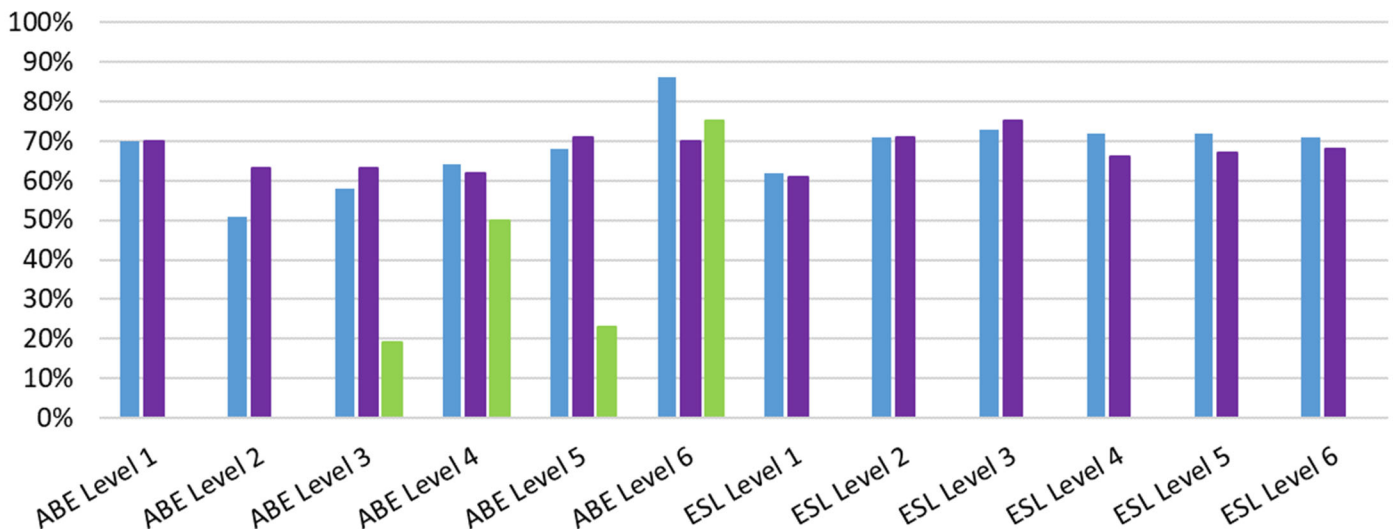
68	Total Number Served
63	Average Number of Attendance Hours Per Student
49%	Pre-Post Assessment Rate for Students with 60 hours
37%	Level Completion Rate
43%	Separation Rate
51%	Employment Outcomes 2 nd Quarter After Exit
49%	Employment Outcomes 4 th Quarter After Exit
100%	Completion of Digital Literacy Activities
8%	Completion of a Citizenship/Civics COA
n/a	Completion of Workforce Preparation Activities
100%	Completion of a Career Plan
50%	Completion of 2 or More GED® Subtests Passed
n/a	Completion of Financial Literacy Activities

* Percentages based on the number of students selecting and achieving a goal

FY23 Measurable Skills Gains

*Green bar will appear only for levels served by program

■ State Performance FY23 ■ State Target FY23 ■ ABE-At-A-Distance



Appoquinimink

Adult Basic Education Program

120 Silver Lake Road, Middletown, DE 19709
(302) 378-5037

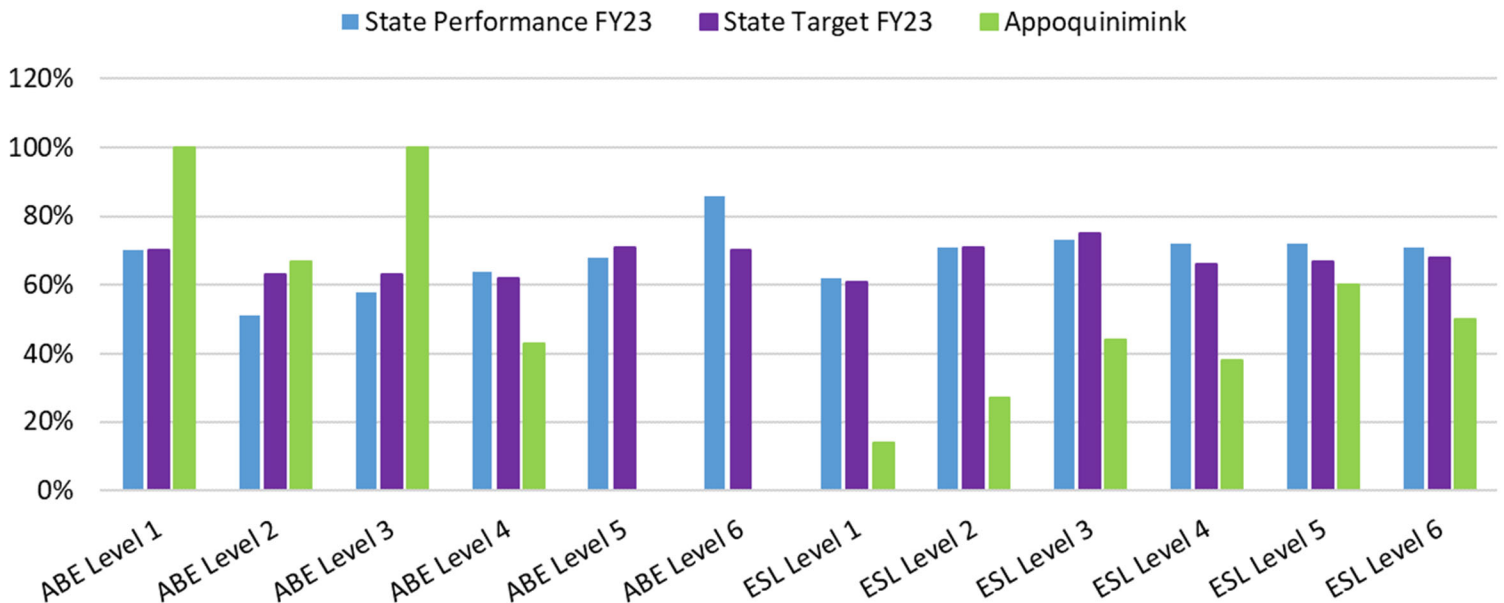
Improving the Lives of Our Students through Education

69	Total Number Served
66	Average Number of Attendance Hours Per Student
54%	Pre-Post Assessment Rate for Students with 60 hours
38%	Level Completion Rate
29%	Separation Rate
33%	Employment Outcomes 2 nd Quarter After Exit
41%	Employment Outcomes 4 th Quarter After Exit
100%	Completion of Digital Literacy Activities
100%	Completion of a Citizenship/Civics COA
100%	Completion of Workforce Preparation Activities
98%	Completion of a Career Plan
n/a	Completion of 2 or More GED [®] Subtests Passed
98%	Completion of Financial Literacy Activities

* Percentages based on the number of students selecting and achieving a goal

FY23 Measurable Skills Gains

*Green bar will appear only for levels served by program



Baylor Women's Correctional Institution

Adult Basic Education Program

660 Baylor Boulevard, New Castle, DE 19972

(302) 577-3004, Ext. 1140

Transitioning to the Future

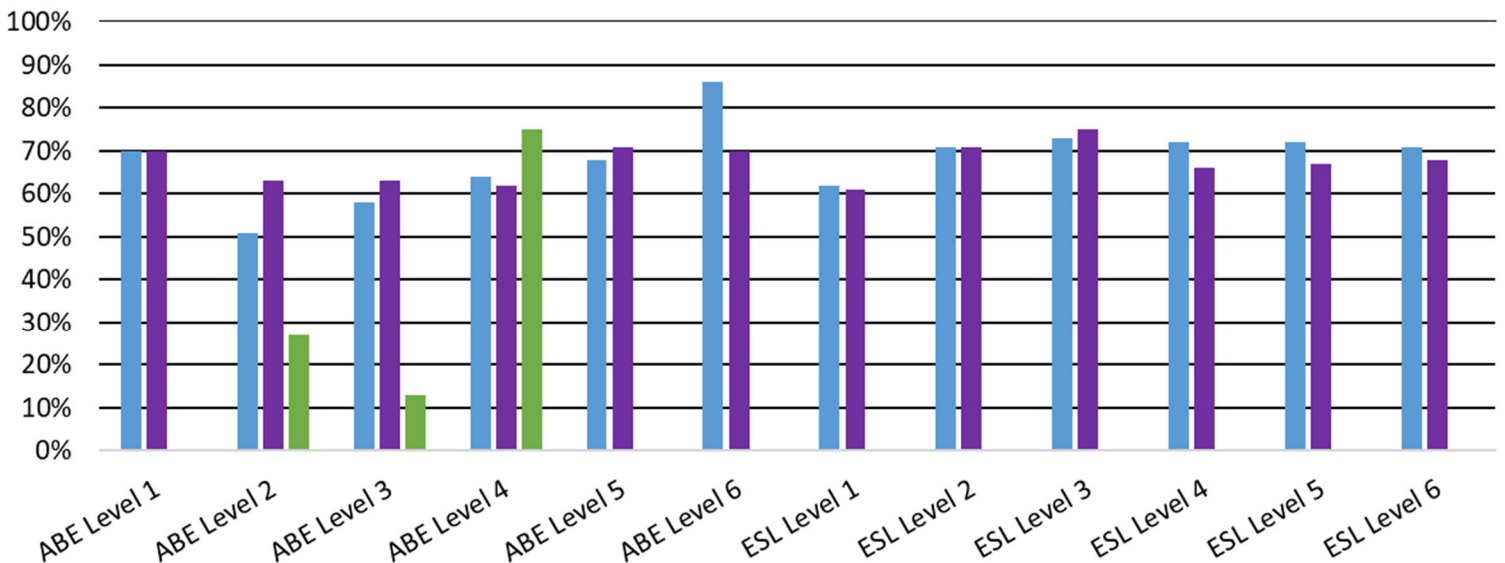
36	Total Number Served
51	Average Number of Attendance Hours Per Student
50%	Pre-Post Assessment Rate for Students with 60 hours
25%	Level Completion Rate
36%	Separation Rate
n/a	Employment Outcomes 2 nd Quarter After Exit
n/a	Employment Outcomes 4 th Quarter After Exit
n/a	Completion of Digital Literacy Activities
100%	Completion of a Citizenship/Civics COA
100%	Completion of Workforce Preparation Activities
100%	Completion of a Career Plan
n/a	Completion of 2 or More GED® Subtests Passed
n/a	Completion of Financial Literacy Activities

* Not included under WIOA

FY23 Measurable Skills Gains

* Green bar will appear only for levels served by program.

■ State Performance FY23 ■ State Target FY23 ■ BWCI



Christina

Adult Basic Education Program

925 Bear-Corbitt Road, Bear, DE 19701
(302) 454-2400

Educating Each Student to Succeed

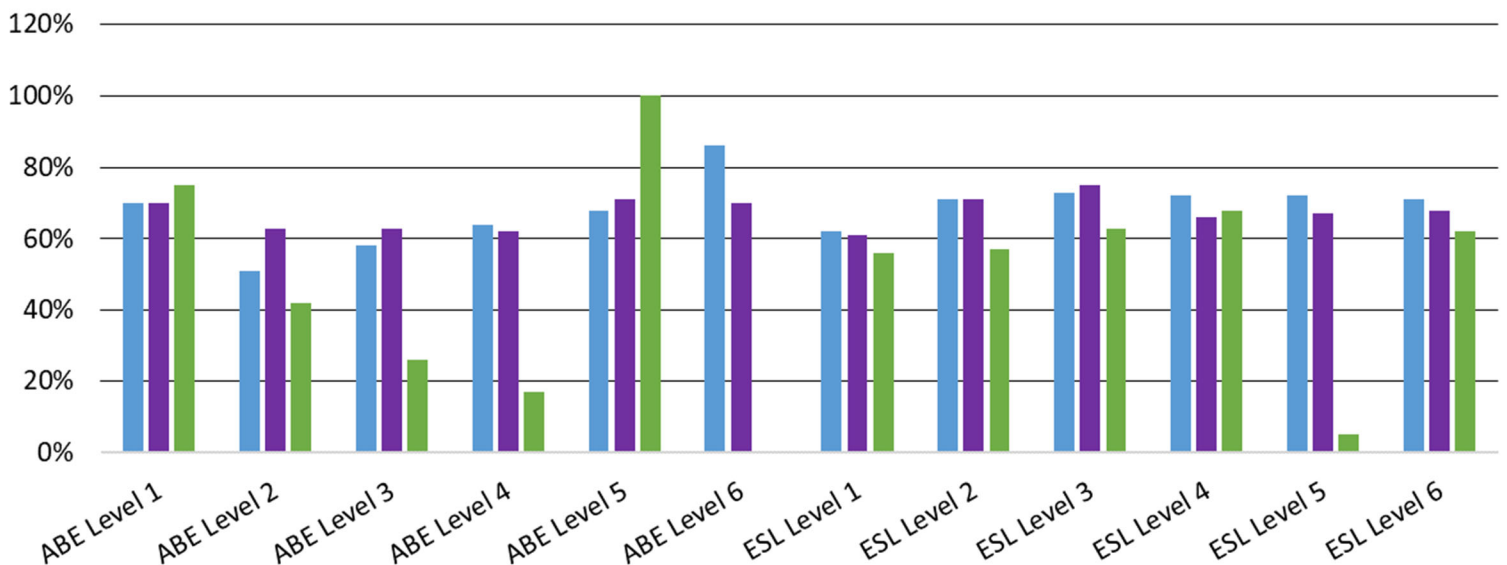
198	Total Number Served
93	Average Number of Attendance Hours Per Student
65%	Pre-Post Assessment Rate for Students with 60 hours
50%	Level Completion Rate
30%	Separation Rate
38%	Employment Outcomes 2 nd Quarter After Exit
42%	Employment Outcomes 4 th Quarter After Exit
100%	Completion of Digital Literacy Activities
16%	Completion of a Citizenship/Civics COA
87%	Completion of Workforce Preparation Activities
79%	Completion of a Career Plan
72%	Completion of 2 or More GED [®] Subtests Passed
76%	Completion of Financial Literacy Activities

* Percentages based on the number of students selecting and achieving a goal

FY23 Measurable Skills Gains

*Green bar will appear only for levels served by program.

■ State Performance FY23 ■ State Target FY23 ■ Christina



Delaware Technical Community College – George Campus

Adult Basic Education Program

333 Shipley Street, Wilmington, DE 19801

(302) 571-5300

Building Knowledge for Life

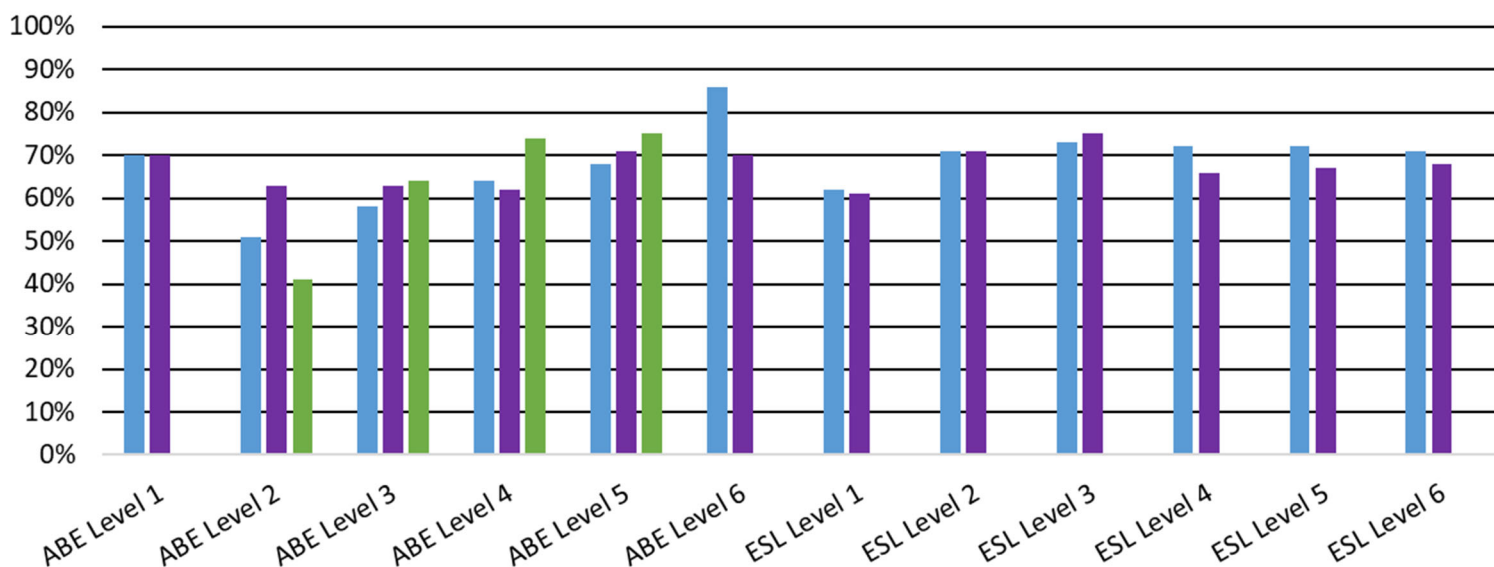
123	Total Number Served
58	Average Number of Attendance Hours Per Student
52%	Pre-Post Assessment Rate for Students with 60 hours
60%	Level Completion Rate
40%	Separation Rate
44%	Employment Outcomes 2 nd Quarter After Exit
47%	Employment Outcomes 4 th Quarter After Exit
54%	Completion of Digital Literacy Activities
55%	Completion of a Citizenship/Civics COA
62%	Completion of Workforce Preparation Activities
59%	Completion of a Career Plan
48%	Completion of 2 or More GED [®] Subtests Passed
66%	Completion of Financial Literacy Activities

* Percentages based on the number of students selecting and achieving a goal

FY23 Measurable Skills Gains

*Green bar will appear only for levels served by program.

■ State Performance FY23 ■ State Target FY23 ■ DTCC George



Delaware Technical Community College – Owens Campus

Adult Basic Education Program

21179 College Drive, Georgetown, DE 19947
(302) 259-6364

Learning Equals Earning: A Better Job, a Better Life, a Better Future

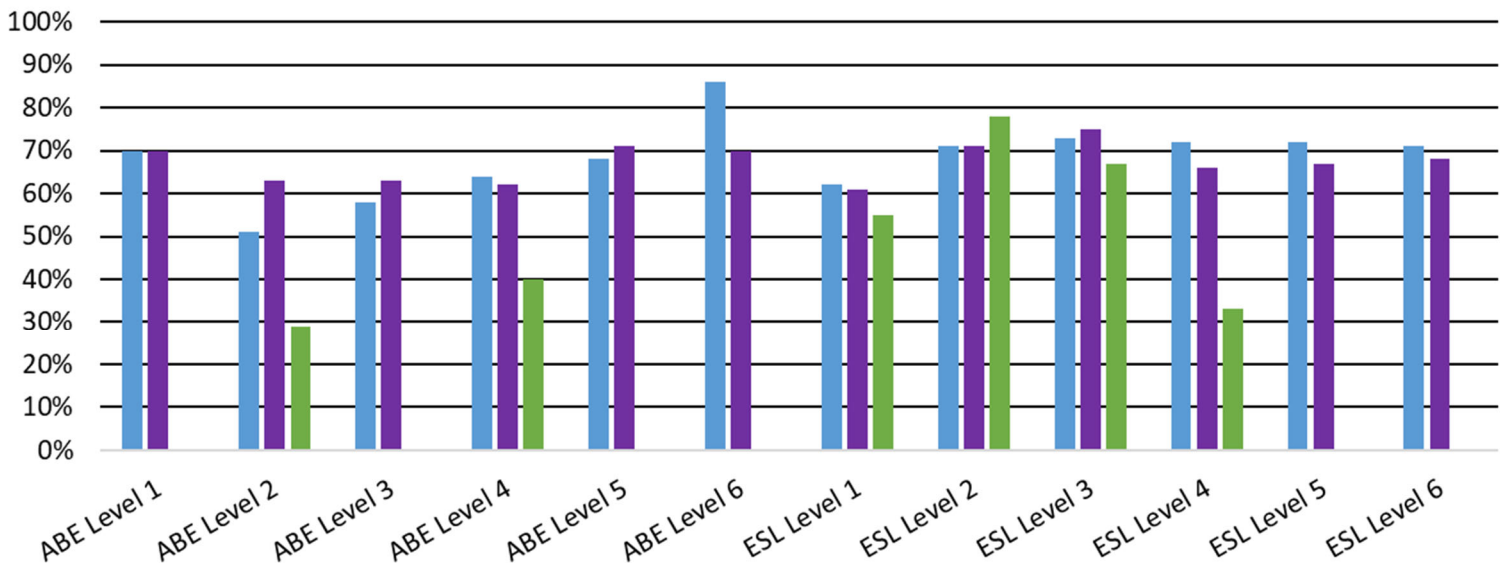
80	Total Number Served
55	Average Number of Attendance Hours Per Student
64%	Pre-Post Assessment Rate for Students with 60 hours
49%	Level Completion Rate
39%	Separation Rate
29%	Employment Outcomes 2 nd Quarter After Exit
31%	Employment Outcomes 4 th Quarter After Exit
100%	Completion of Digital Literacy Activities
75%	Completion of a Citizenship/Civics COA
n/a	Completion of Workforce Preparation Activities
n/a	Completion of a Career Plan
n/a	Completion of 2 or More GED® Subtests Passed
47%	Completion of Financial Literacy Activities

* Percentages based on the number of students selecting and achieving a goal

FY23 Measurable Skills Gains

*Green bar will appear only for levels served by program.

■ State Performance FY23 ■ State Target FY23 ■ DTCC Owens



Delaware Technical Community College – Terry Campus

Adult Basic Education Program

100 Campus Drive, Dover, DE 19904

(302) 857-1531

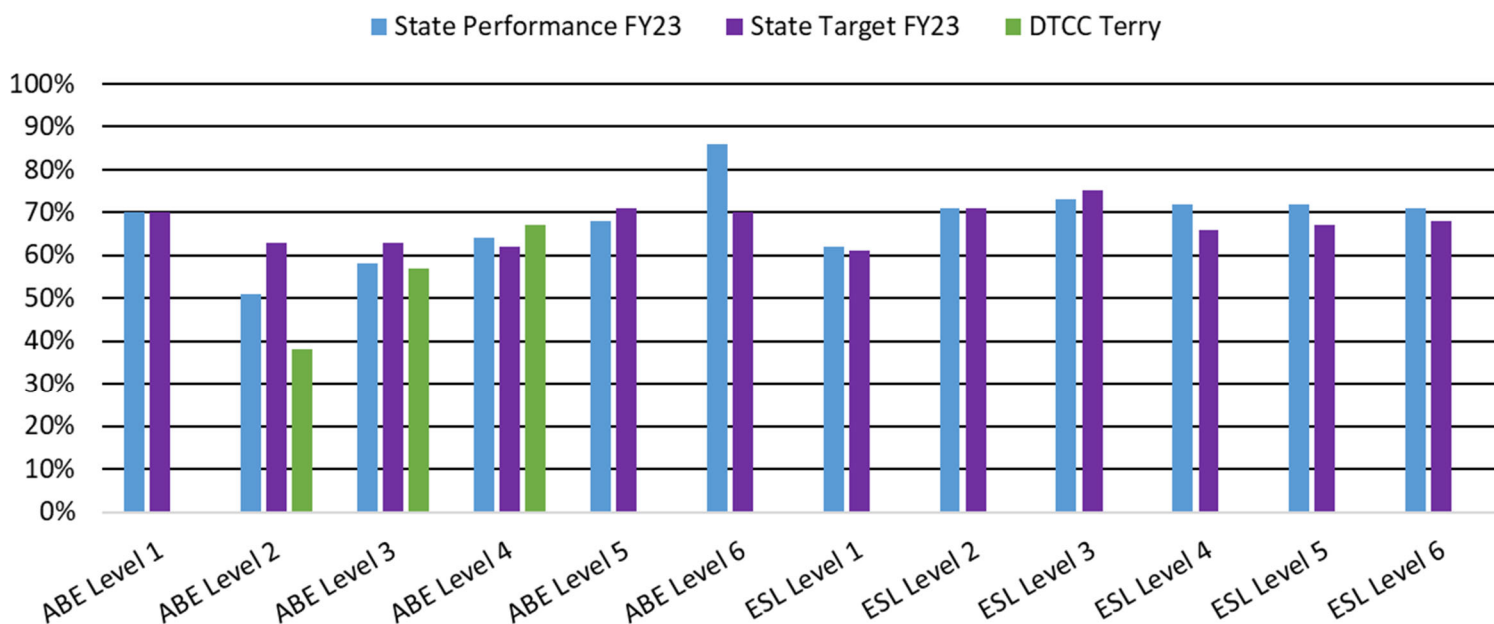
Educational Success is a Journey, Not a Destination

49	Total Number Served
80	Average Number of Attendance Hours Per Student
53%	Pre-Post Assessment Rate for Students with 60 hours
51%	Level Completion Rate
14%	Separation Rate
18%	Employment Outcomes 2 nd Quarter After Exit
51%	Employment Outcomes 4 th Quarter After Exit
n/a	Completion of Digital Literacy Activities
52%	Completion of a Citizenship/Civics COA
52%	Completion of Workforce Preparation Activities
87%	Completion of a Career Plan
70%	Completion of 2 or More GED® Subtests Passed
15%	Completion of Financial Literacy Activities

* Percentages based on the number of students selecting and achieving a goal

FY23 Measurable Skills Gains

* Green bar will appear only for levels served by program.



Howard R. Young Correctional Institution

Adult Basic Education Program

1301 East 12th Street, Wilmington, DE 19801
(302) 429-7740

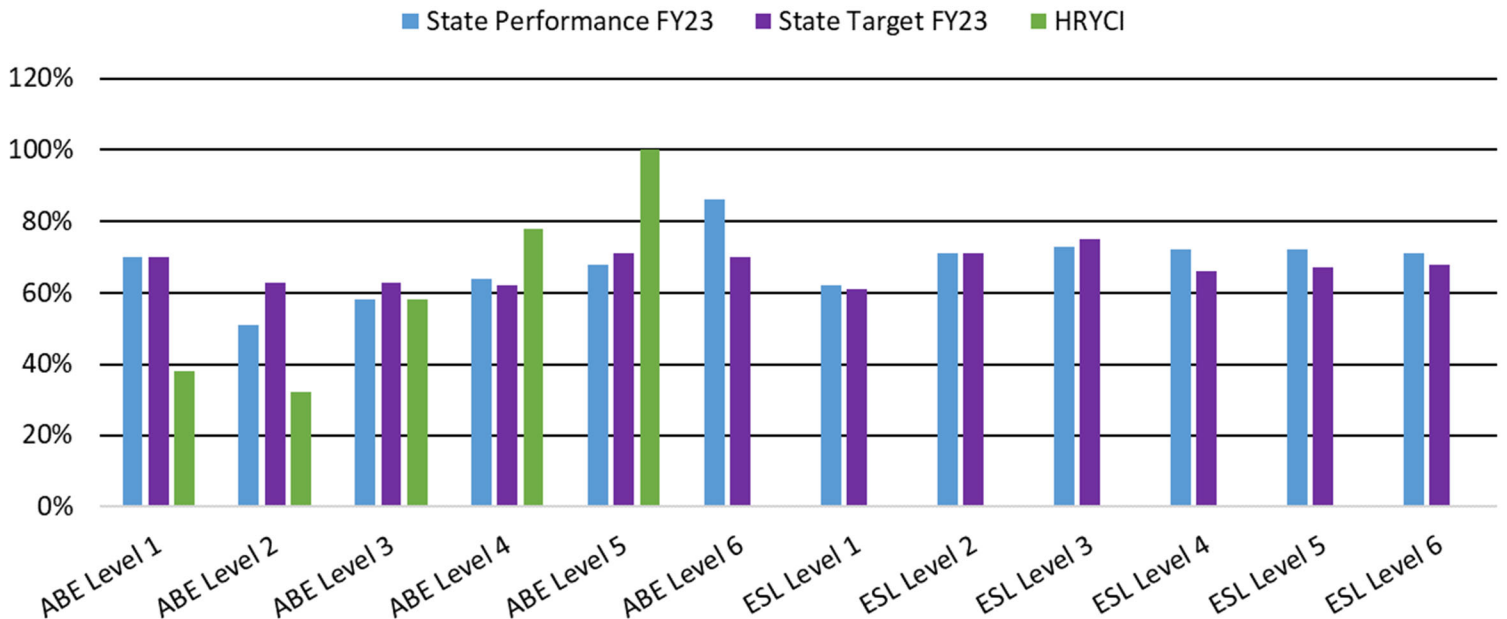
Preparing for a Productive Life upon Release

125	Total Number Served
80	Average Number of Attendance Hours Per Student
50%	Pre-Post Assessment Rate for Students with 60 hours
54%	Level Completion Rate
17%	Separation Rate
n/a	Employment Outcomes 2 nd Quarter After Exit
n/a	Employment Outcomes 4 th Quarter After Exit
n/a	Completion of Digital Literacy Activities
100%	Completion of a Citizenship/Civics COA
100%	Completion of Workforce Preparation Activities
100%	Completion of a Career Plan
90%	Completion of 2 or More GED® Subtests Passed
100%	Completion of Financial Literacy Activities

* Not included under WIOA

FY23 Measurable Skills Gains

*Green bar will appear only for levels served by program.



James T. Vaughn Correctional Center

Adult Basic Education Program

1181 Paddock Road, Smyrna, DE 19977

(302) 653-9261, Ext 2915

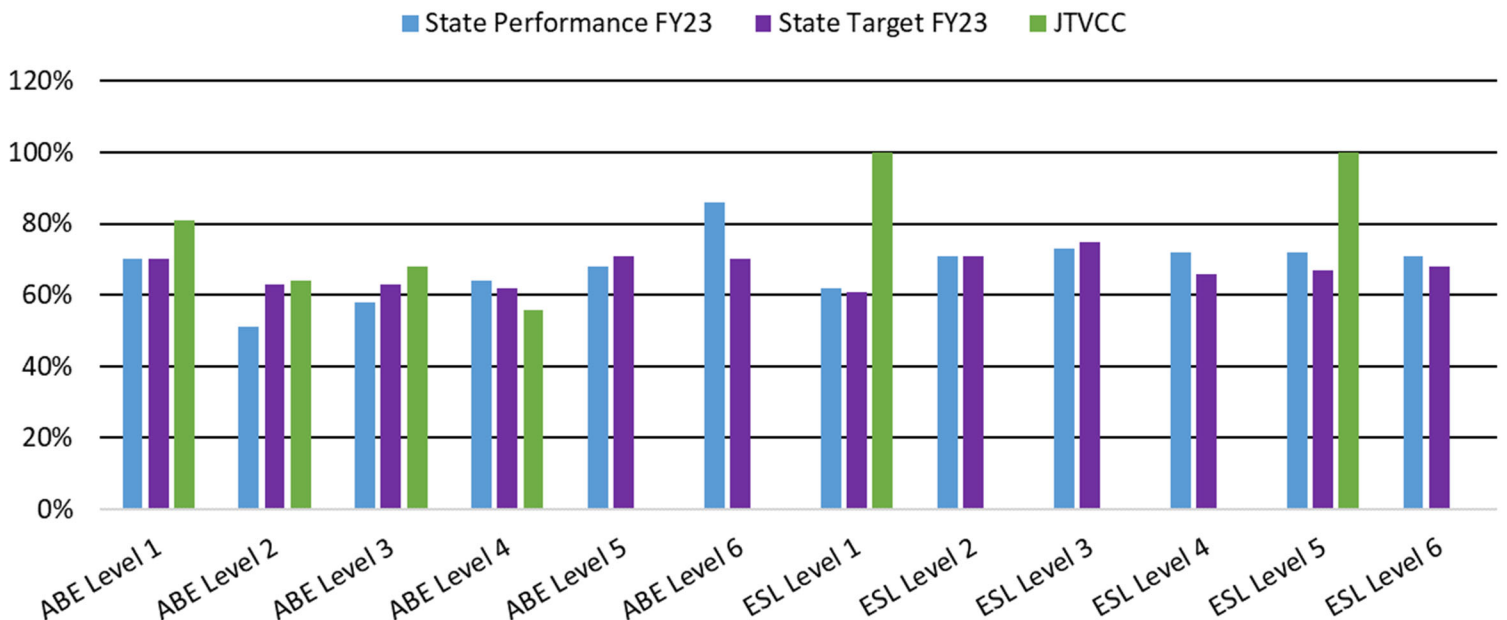
Learning New Skills within the Walls

238	Total Number Served
108	Average Number of Attendance Hours Per Student
89%	Pre-Post Assessment Rate for Students with 60 hours
66%	Level Completion Rate
14%	Separation Rate
n/a	Employment Outcomes 2 nd Quarter After Exit
n/a	Employment Outcomes 4 th Quarter After Exit
99%	Completion of Digital Literacy Activities
60%	Completion of a Citizenship/Civics COA
36%	Completion of Workforce Preparation Activities
100%	Completion of a Career Plan
74%	Completion of 2 or More GED® Subtests Passed
n/a	Completion of Financial Literacy Activities

* Not included under WIOA

FY23 Measurable Skills Gains

*Green bar will appear only for levels served by program.



Latin American Community Center

Adult Basic Education Program

403 North Van Buren Street, Wilmington, DE 19805

(302) 655-7338

Empowerment through Knowledge and Diversity

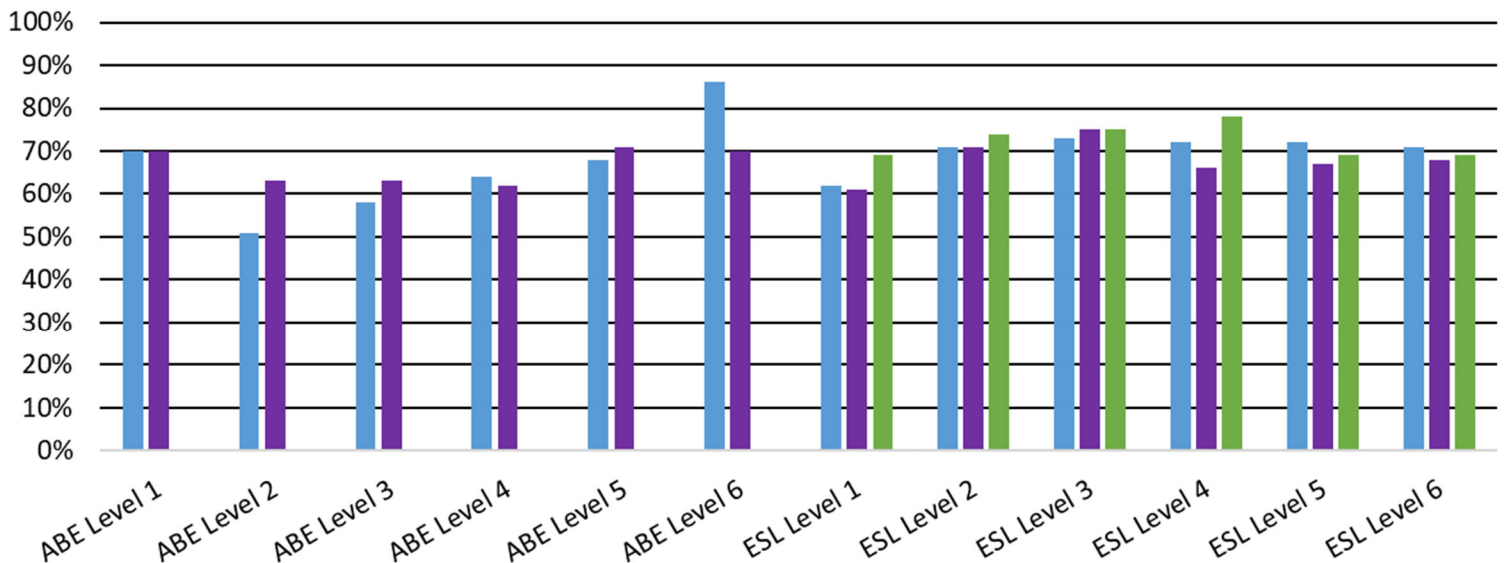
178	Total Number Served
87	Average Number of Attendance Hours Per Student
79%	Pre-Post Assessment Rate for Students with 60 hours
72%	Level Completion Rate
20%	Separation Rate
6%	Employment Outcomes 2 nd Quarter After Exit
1%	Employment Outcomes 4 th Quarter After Exit
100%	Completion of Digital Literacy Activities
0%	Completion of a Citizenship/Civics COA
n/a	Completion of Workforce Preparation Activities
19%	Completion of a Career Plan
n/a	Completion of 2 or More GED® Subtests Passed
3%	Completion of Financial Literacy Activities

* Percentages based on the number of students selecting and achieving a goal

FY23 Measurable Skills Gains

*Green bar will appear only for levels served by program.

■ State Performance FY23 ■ State Target FY23 ■ LACC



New Castle County Vo-Tech

Adult Basic Education Program

1703 School Lane, Wilmington, DE 19808

(302) 683-3646

The First Step on the Road to Success

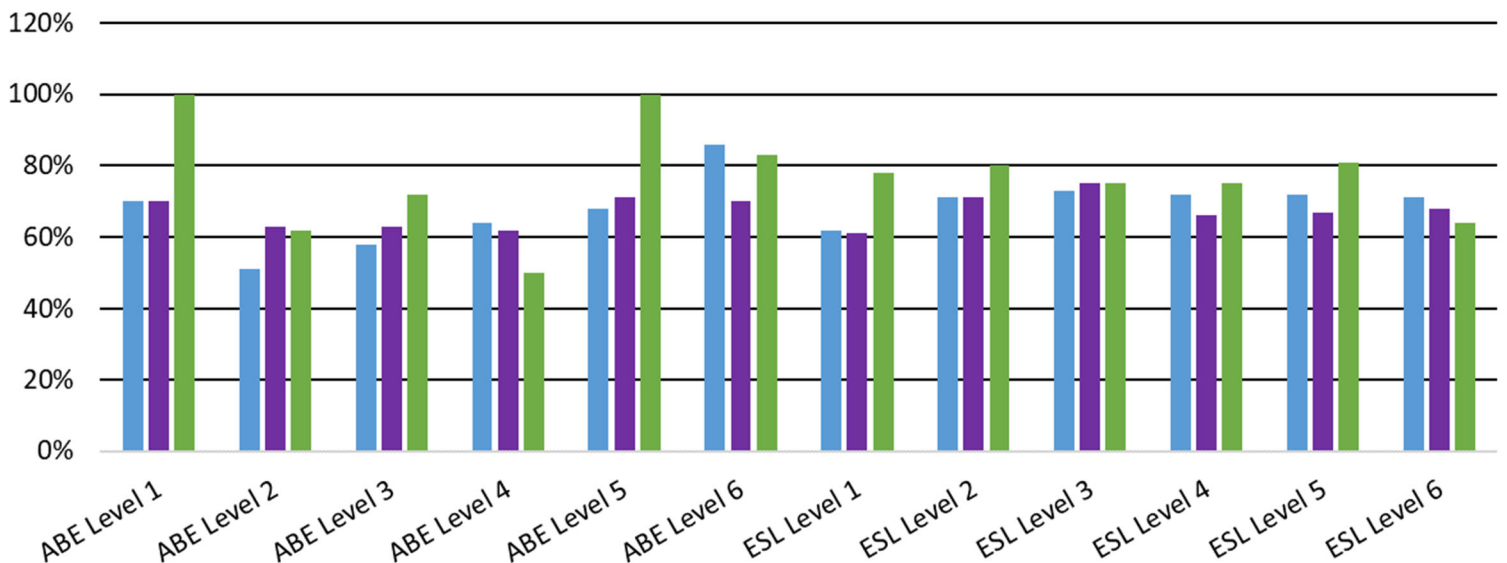
148	Total Number Served
85	Average Number of Attendance Hours Per Student
70%	Pre-Post Assessment Rate for Students with 60 hours
74%	Level Completion Rate
26%	Separation Rate
64%	Employment Outcomes 2 nd Quarter After Exit
62%	Employment Outcomes 4 th Quarter After Exit
n/a	Completion of Digital Literacy Activities
100%	Completion of a Citizenship/Civics COA
100%	Completion of Workforce Preparation Activities
100%	Completion of a Career Plan
93%	Completion of 2 or More GED® Subtests Passed
89%	Completion of Financial Literacy Activities

* Percentages based on the number of students selecting and achieving a goal

FY23 Measurable Skills Gains

*Green bar will appear only for levels served by program.

■ State Performance FY23 ■ State Target FY23 ■ NCCVT



POLYTECH

Adult Basic Education Program

PO Box 102, 823 Walnut Shade Road, Woodside, DE 19980
(302) 697-4545

Taking Charge of the Future

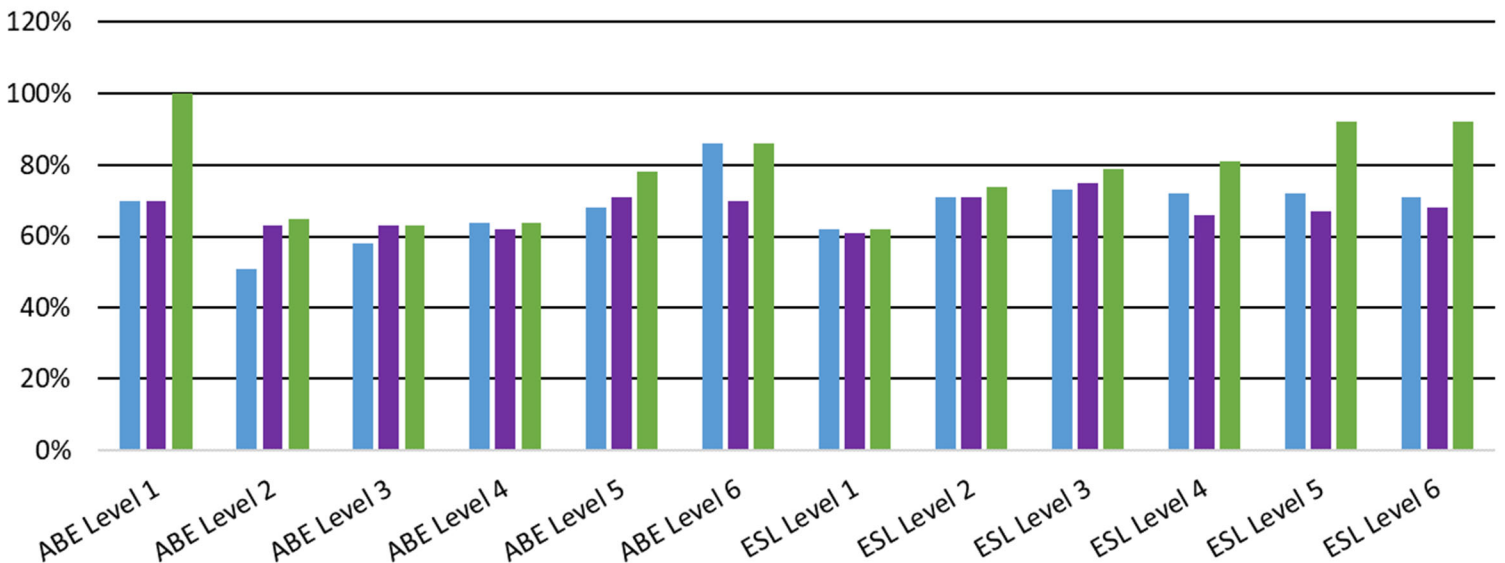
491	Total Number Served
80	Average Number of Attendance Hours Per Student
70%	Pre-Post Assessment Rate for Students with 60 hours
70%	Level Completion Rate
28%	Separation Rate
49%	Employment Outcomes 2 nd Quarter After Exit
51%	Employment Outcomes 4 th Quarter After Exit
95%	Completion of Digital Literacy Activities
60%	Completion of a Citizenship/Civics COA
82%	Completion of Workforce Preparation Activities
100%	Completion of a Career Plan
73%	Completion of 2 or More GED [®] Subtests Passed
78%	Completion of Financial Literacy Activities

* Percentages based on the number of students selecting and achieving a goal

FY23 Measurable Skills Gains

*Green bar will appear only for levels served by program.

■ State Performance FY23 ■ State Target FY23 ■ Polytech



Red Clay

Adult Basic Education Program

1621 Telegraph Road, Wilmington, DE 19804
(302) 651-2709

Red Clay Adult Learners Are Equipped for the Future

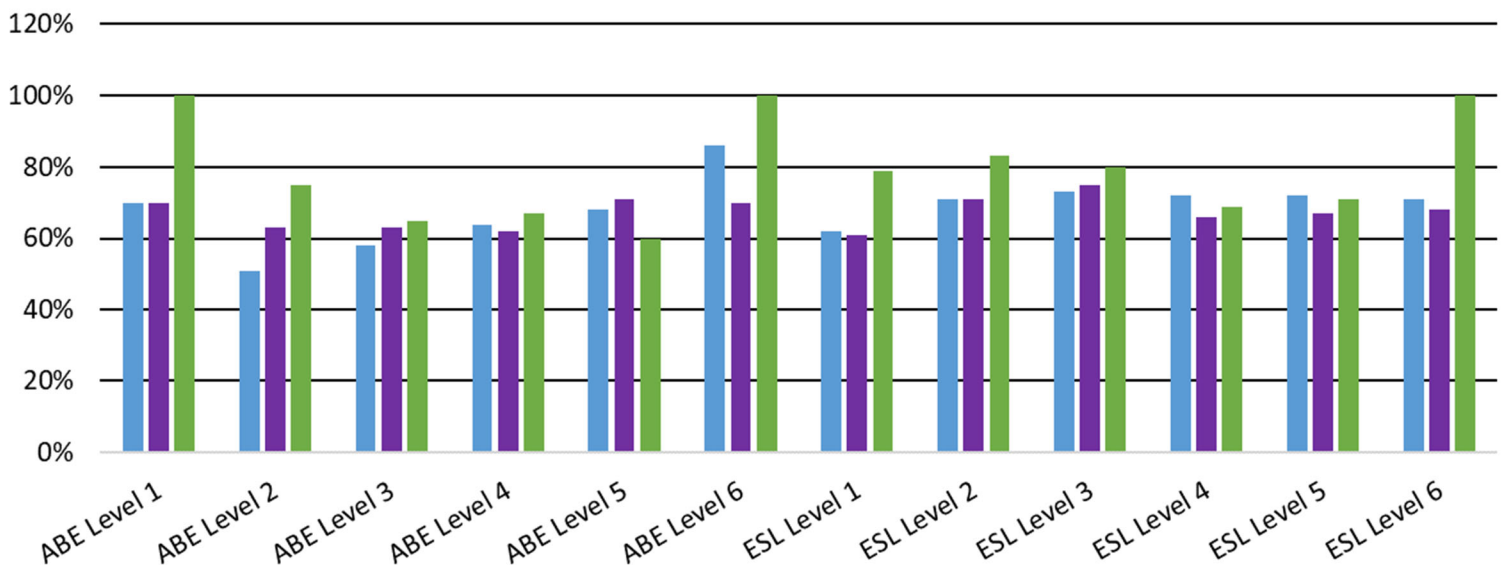
140	Total Number Served
92	Average Number of Attendance Hours Per Student
77%	Pre-Post Assessment Rate for Students with 60 hours
74%	Level Completion Rate
24%	Separation Rate
49%	Employment Outcomes 2 nd Quarter After Exit
45%	Employment Outcomes 4 th Quarter After Exit
100%	Completion of Digital Literacy Activities
100%	Completion of a Citizenship/Civics COA
100%	Completion of Workforce Preparation Activities
n/a	Completion of a Career Plan
100%	Completion of 2 or More GED® Subtests Passed
100%	Completion of Financial Literacy Activities

* Percentages based on the number of students selecting and achieving a goal

FY23 Measurable Skills Gains

*Green bar will appear only for levels served by program.

■ State Performance FY23 ■ State Target FY23 ■ Red Clay



Sussex Tech

Adult Basic Education Program

17099 County Seat Highway, Georgetown, DE 19947
(302) 856-9035 ext. 8

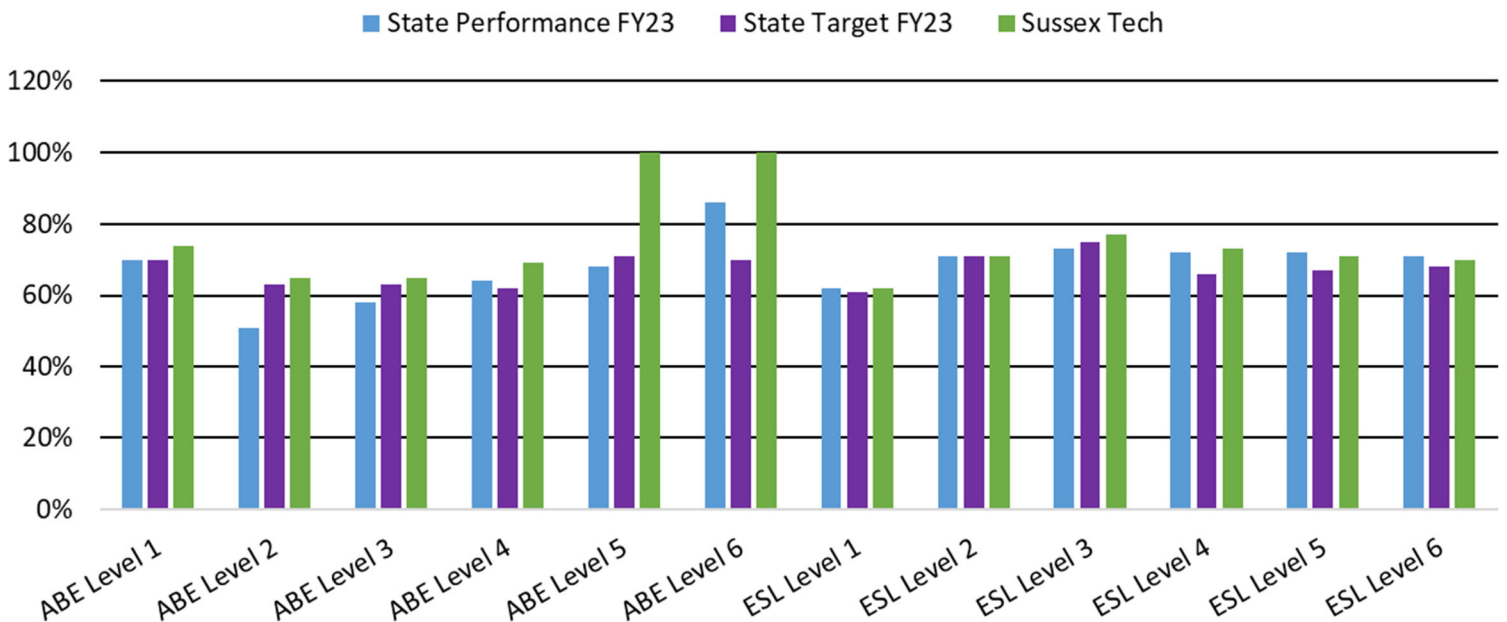
We Build Careers

787	Total Number Served
88	Average Number of Attendance Hours Per Student
68%	Pre-Post Assessment Rate for Students with 60 hours
69%	Level Completion Rate
26%	Separation Rate
68%	Employment Outcomes 2 nd Quarter After Exit
71%	Employment Outcomes 4 th Quarter After Exit
93%	Completion of Digital Literacy Activities
100%	Completion of a Citizenship/Civics COA
100%	Completion of Workforce Preparation Activities
100%	Completion of a Career Plan
100%	Completion of 2 or More GED® Subtests Passed
98%	Completion of Financial Literacy Activities

* Percentages based on the number of students selecting and achieving a goal

FY23 Measurable Skills Gains

*Green bar will appear only for levels served by program.



Sussex Correctional Institution

Adult Basic Education Program

PO Box 500, 23203 DuPont Blvd, Georgetown, DE 19947

(302) 856-5280 ext. 5363

Starting with a Clean Slate

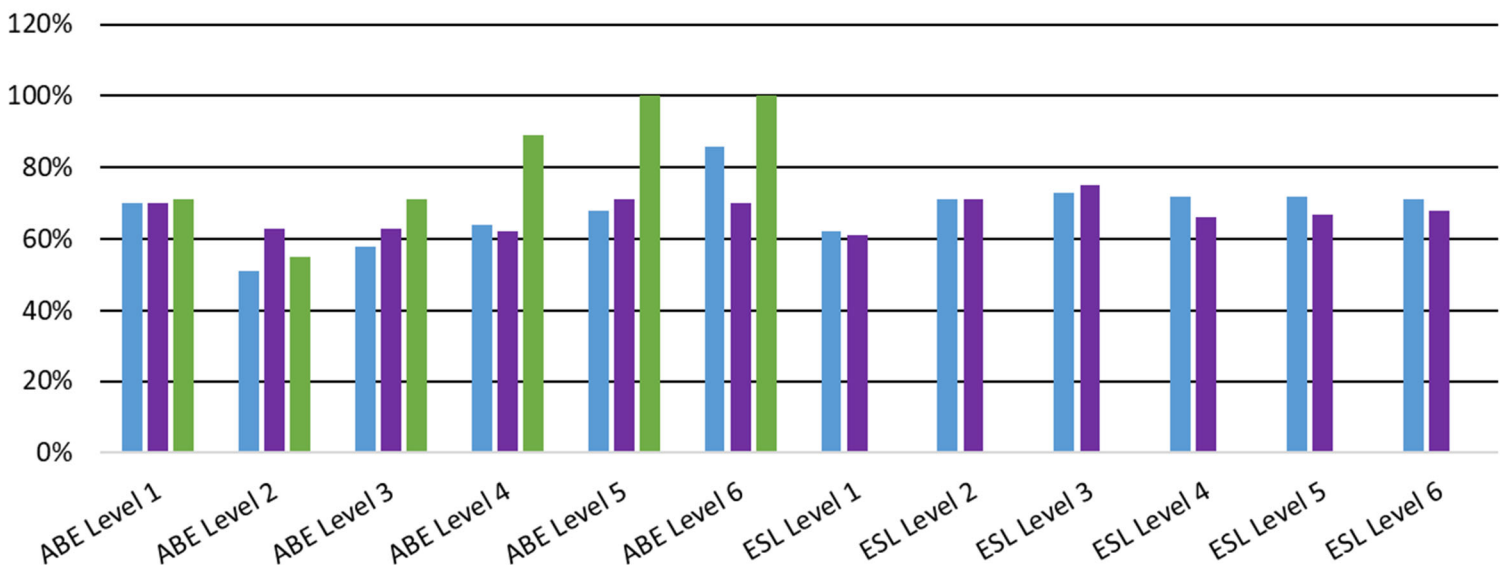
140	Total Number Served
102	Average Number of Attendance Hours Per Student
60%	Pre-Post Assessment Rate for Students with 60 hours
71%	Level Completion Rate
15%	Separation Rate
n/a	Employment Outcomes 2 nd Quarter After Exit
n/a	Employment Outcomes 4 th Quarter After Exit
n/a	Completion of Digital Literacy Activities
15%	Completion of a Citizenship/Civics COA
46%	Completion of Workforce Preparation Activities
76%	Completion of a Career Plan
81%	Completion of 2 or More GED® Subtests Passed
97%	Completion of Financial Literacy Activities

* Not included under WIOA

FY23 Measurable Skills Gains

*Green bar will appear only for levels served by program.

■ State Performance FY23 ■ State Target FY23 ■ SCI



West End Neighborhood House

Adult Basic Education Program

710 North Lincoln Street, Wilmington, DE 19805

(302) 658-4171 ext. 161

Changing Your Outlook

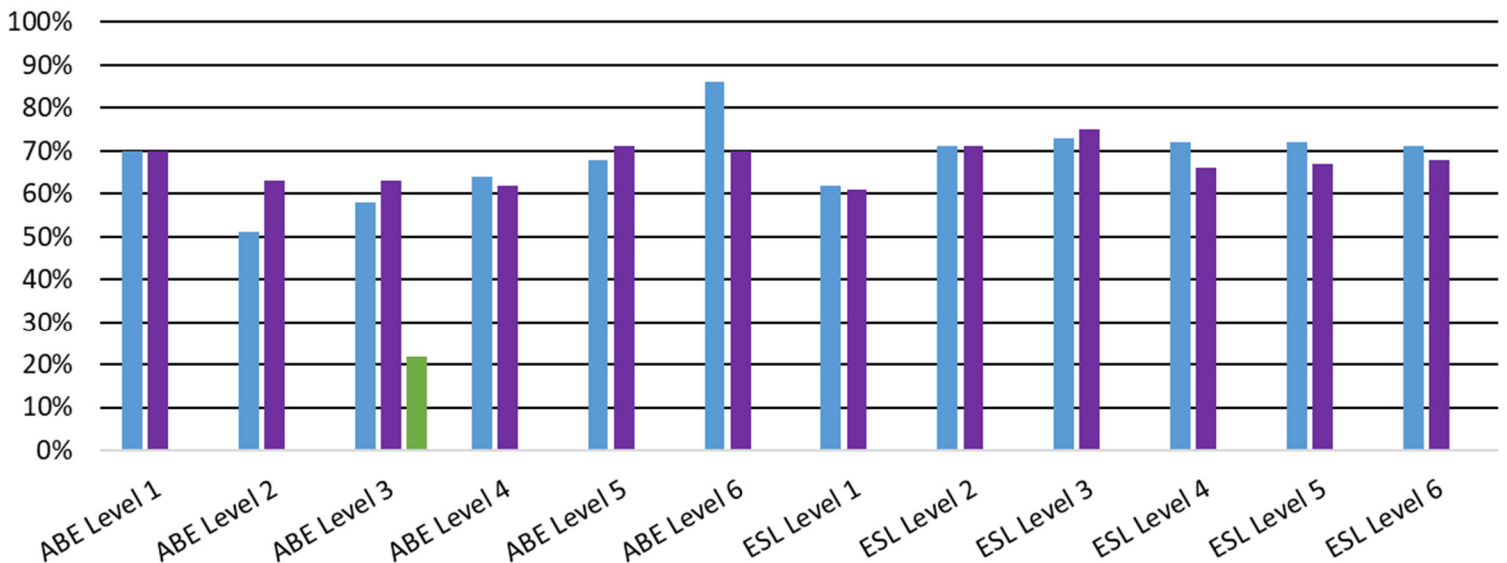
23	Total Number Served
55	Average Number of Attendance Hours Per Student
17%	Pre-Post Assessment Rate for Students with 60 hours
9%	Level Completion Rate
43%	Separation Rate
57%	Employment Outcomes 2 nd Quarter After Exit
64%	Employment Outcomes 4 th Quarter After Exit
38%	Completion of Digital Literacy Activities
n/a	Completion of a Citizenship/Civics COA
76%	Completion of Workforce Preparation Activities
96%	Completion of a Career Plan
n/a	Completion of 2 or More GED® Subtests Passed
100%	Completion of Financial Literacy Activities

* Percentages based on the number of students selecting and achieving a goal

FY23 Measurable Skills Gains

*Green bar will appear only for levels served by program.

■ State Performance FY23 ■ State Target FY23 ■ West End



Integrated English Literacy and Civics Education

State Summary

Delaware Department of Education
John W. Collette Education Resource Center
35 Commerce Way, Suite 1
Dover, DE 19904

Integrated English Literacy and Civics Education (IELCE) programs teach adult English language learners English language acquisition, citizenship, literacy, and vocational skills. The IELCE programs integrate education and training activities with the outcomes of preparation for and placement in unsubsidized employment. Those programs focus on in-demand industries/occupations that lead to economic self-sufficiency and integration with the local workforce development system. Three programs are operating throughout the state: New Castle County Vocational Technical Adult Education, Polytech Adult Education, and Sussex Technical Adult Education.

During FY23, the IELCE programs offered students training in the following areas: Healthcare, Construction Trades, HVAC, Electrical, Warehousing/Logistics, Leadership and Supervision, Plumbing, Carpentry, Welding, and Maintenance Mechanics. In addition, the programs offer courses to introduce technical vocabulary and career exploration, which supports their language confidence.

During FY23, ninety-eight adult learners participated in IELCE programming. Seventy-three percent were employed the second quarter after exit, and eighty-three percent were employed the fourth quarter after exit. Sixty-eight percent achieved measurable academic skills gains, and twenty-four learners attained a post-secondary credential.

IELCE participants receive career counseling, financial and digital literacy instruction, assistance with job searches, and resume writing. As a result, students improved in language acquisition and learned new occupational skills. Career fairs that connected students with potential employers were held at all IELCE sites and were very successful.

Family Literacy

State Summary

Delaware Department of Education
 John W. Collette Education Resource Center
 35 Commerce Way, Suite 1
 Dover, DE 19904

125	Total Families Served
83%	School-aged Children Reading on Grade Level
91%	School-aged Children Promoted to Next Grade Level
88%	School-aged Children Attending 85% of School Attendance Days
80%	Parents Reading to Their Children
82%	Parents Maintaining Current Immunizations
80%	Parents Accessing Hearing, Vision and Lead Poisoning Screening for Their Children
94%	Parents Involved in Their Child’s Daycare, Pre-school, or School
79%	Parents Demonstrating Positive Interaction with Their Infants

Parents are Their Child’s First Teachers

Family Literacy programs enable parents to be their child’s first teacher. As the parents achieve literacy skills, they model for their children the importance of going to school and increase speaking English in the home. This program has a unique combination of educational opportunities that include:

- Adult Basic Education (ABE) for parents
- Parenting education
- Early childhood development activities for children
- Interactive literacy activities

Three programs are operating in Delaware. Classes are located in schools, libraries, and public housing authorities.

During FY23, Family Literacy Programs offered two new initiatives, the Family Treasures project, and the Parent Leadership Academy. Families in the Family Treasure Project created scrapbooks to showcase their culture. The scrapbooks were filled with cultural heirlooms, and they then wrote about the significance of each. Once the scrapbooks were complete, families celebrated their treasures by sharing food, music, dance, and stories of their culture. Parents participating in the Parent Leadership Academy focused on leadership development, advocacy, and communication. This initiative allowed participants to learn about the significance of family engagement while learning valuable skills.

Christina

Family Literacy Program

Eden Support Services Center

925 Bear-Corbitt Road

Bear, DE 19701

(302) 454-2400

Bringing Families Together

12	Total Families Served
60%	School-aged Children Reading on Grade Level
100%	School-aged Children Promoted to Next Grade Level
70%	School-aged Children Attending 85% of School Attendance Days
17%	Parents Reading to Their Children
86%	Parents Maintaining Current Immunizations
71%	Parents Accessing Hearing, Vision and Lead Poisoning Screenings for Their Children
58%	Parents Involved in Their Child's Daycare, Pre-school, or School
50%	Parents Demonstrating Positive Interaction with Their Infants



POLYTECH

Family Literacy Program

*PO Box 102, 823 Walnut Shade Road
Woodside, DE 19980
(302) 697-4545*

Educating Each Family to Succeed

54	Total Families Served
87%	School-aged Children Reading on Grade Level
96%	School-aged Children Promoted to Next Grade Level
96%	School-aged Children Attending 85% of School Attendance Days
89%	Parents Reading to Their Children
61%	Parents Maintaining Current Immunizations
61%	Parents Accessing Hearing, Vision and Lead Poisoning Screenings for Their Children
100%	Parents Involved in Their Child’s Daycare, Pre-school, or School
n/a	Parents Demonstrating Positive Interaction with Their Infants



Sussex Tech
Family Literacy Program

*PO Box 351, 17099 County Seat Highway
 Georgetown, DE 19947
 (302) 856-9035 ext. 8*

Traveling the Road to a Brighter Future

59	Total Families Served
83%	School-aged Children Reading on Grade Level
83%	School-aged Children Promoted to Next Grade Level
83%	School-aged Children Attending 85% of School Attendance Days
85%	Parents Reading to Their Children
95%	Parents Maintaining Current Immunizations
95%	Parents Accessing Hearing, Vision and Lead Poisoning Screenings for Their Children
95%	Parents Involved in Their Child’s Daycare, Pre-school, or School
83%	Parents Demonstrating Positive Interaction with Their Infants





FY23 OAASIS Student Survey-At-A-Glance

The eleventh annual OAASIS Student Survey was conducted in early 2023 in all Adult Education programs funded by the Department of Education. The OAASIS Advisor, Team Members, and community partners developed, designed, and created the survey to provide Delaware Adult Education programs with student feedback leading to program improvement. Three categories of students were surveyed: Groves/ABE, ESL, and Prison Education students, totaling 1,851 respondents. A general theme of comments shared in these categories was learning better in in-person classes.

495 Groves/ABE Students

- 268 respondents were in the 25-44 age range
- 188 respondents were male, and 276 were female, 31 selected other
- 487 reported that they can access technology outside of the classroom
- 445 respondents indicated that their program staff provided information about resources in the community
- 268 respondents had participated in some community project
- 465 respondents said their program staff and/or teacher provided information about the Department of Labor (DOL) services that could help them get a job

857 ESL Students

- 585 ESL respondents were in the 25-44 age range
- 243 ESL respondents were male, and 611 were female, 3 selected other
- 842 ESL respondents reported that they can access technology outside of the classroom
- 649 ESL respondents indicated that their program staff provided information about resources in the community
- 625 ESL respondents had participated in some community project
- 660 ESL respondents said their program staff and/or teacher provided information about the Department of Labor (DOL) services that could help them get a job

499 Prison Education Students

- 296 respondents were in the 25-44 age range
- 468 respondents were male, and 31 were female
- 392 respondents felt that registration for the program was an easy process
- 353 respondents would feel comfortable discussing their educational concerns with their program staff
- 372 respondents would seek employment after exiting prison



FY23 OAASIS Community Outreach & Student Leadership

The Organization of Adult Alumni and Students in Service (OAASIS) provides quality student and public awareness activities to support Delaware's adult education programs. The activities that support this mission include tutoring, peer counseling, referral assistance, community outreach projects and student leadership activities.

Student leadership activities provide students with professional development workshops to advance their careers and learn about resources to use within their respective communities. Community outreach projects are designed to support adult education students at the program level. OAASIS participates in statewide events to help communities in need and to display students' ability to demonstrate leadership skills.

STUDENT LEADERSHIP

2023 DAACE/OAASIS Summit



For its third year, the 2023 DAACE/OAASIS Summit was successfully presented virtually for students, staff, and family members. The 2023 DAACE/OAASIS Literacy Summit theme was "Persistence Makes All the Difference," with Keynote Speaker, Dr. Dan Young and Delaware State Director of Adult and Prison Education Resources, Maureen Whelan presenting.

Workshop presentations included:

- Effective Tools to Help People Actively Looking for Meaningful Employment, presented by Alta Porterfield from the Delaware Division of Libraries,
- Out-of-the-Box Thoughts on Re-Engaging Job Seekers and Learners, presented by John Schmidt from the Delaware Council on Gambling Problems,
- How to Win in Your Thinking and Live with Persistence, presented by Robert Dawson, student alumni from Red Clay Adult Education,
- GED® Program Update: New Tools and Resources for Student Success, presented by Brian Smith from GED® Testing Service,
- Path to Persistence, presented by Donnie Stephens, student alumni from Red Clay Adult Education, and
- The DAACE Annual Board Meeting

The Summit closed with the OAASIS Outstanding Student Awards.

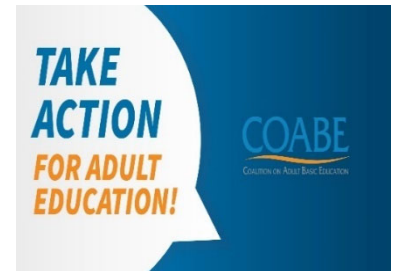
2023 OAASIS Outstanding Student Awards

In FY23, the OAASIS Outstanding Student Awards ceremony was presented at the DAACE/OAASIS virtual summit. OAASIS Outstanding Student Booklets were created and distributed to students and staff. A virtual publication was circulated through the OAASIS' Facebook page. There were thirty-four Outstanding Students statewide and one Hall of Fame nominee. The Outstanding Students honorees were recognized for their outstanding achievements and dedication in the pursuit of their academic goals: Kenia Colombo, Erica Cooke, Daman Coston, Dean Cromer, Kimberly Dawson-Jimenez, Jelen DeLeon Francisco, Brielle Everson, Patricia Garcia-Perez, Maria Garcia-Tapia, Anayeli Garduno-Hernandez, Braheem Gindraw, Xiomara Henriquez Rogue, Yensy Herrera Escobar, Tyrsina Johnson, Josue Lopez, Shaoqing Ma, Sandra Marks, Janeth Martinez de Torres, Brigitte Mboumba, Jacob McCabe, Nasheila Morales Perez, Angela Morgan, Shannon Neal, Maria Perez de Garcia, Jennifer Price, Latoya Sanders, Kierra Smallwood, Katerin Soza, Paulkani Taylor, Silvia Torres, Amanda Vargas, Luis Velasquez-Gabriel, Terry Venables and Zachary Walsh.

OAASIS also awarded the 2023 Hall of Fame Award to Red Clay's adult education student alumni, Donnie Stephens. Donnie earned his James H. Groves Adult High School diploma from Red Clay in 1994. He then attended Hampton University in Virginia from 1994-1996, majoring in Political Science. In 2008, Donnie attended the Oregon Coast Culinary Institute, earning a Culinary Chef Certificate in Culinary Arts and Management. Because of his commitment to lifelong learning (and teaching), leadership and active community involvement, Donnie is a remarkable example of the success adult education students and alumni strive for and attain.

2023 COABE

During FY23, OAASIS continued to advocate for students nationally. All OAASIS Team Members were certified in the Adult Education Ambassador's Representational Leadership Train the Trainer program. This training prepares participants to be legislative advocates for adult education and to bring the training back to their programs to create more student leaders.



OAASIS Team Member, Joyce Warrington, Represents Adult Learners at Legislative Briefing in Washington D.C.



COABE held a Legislative Briefing in Washington, DC which showcased former adult learners, business leaders, and community college leaders who made the case for additional funding for adult education. OAASIS Team Member Joyce Warrington had the honor and privilege to sit on this panel and advocate for adult learners by sharing her story and the impact adult education has had on her life.

Joyce has advocated for adult learners and remained dedicated and committed to her local adult education program, statewide programs, and partnerships.

After dropping out of school over 30 years ago, Joyce Warrington enrolled at Polytech Adult Education, earning a James H. Groves diploma in 2005. Continuing her education, Joyce studied to earn a Bachelor of Theology. She is now a certified chaplain with the American Association of Registered Chaplains and an ordained minister. As a Team Member of the Organization of Adult Alumni and Students in Service (OAASIS), she has had opportunities to advocate for adult learners and to teach students skills to advocate for themselves. Joyce is also a first responder and a State Advocate for Adult Education Fellowship (SAAEF) fellow.

OAASIS Writing/Photography Contest

The Organization of Adult Alumni and Students in Service (OAASIS) hosted its fifth Adult Learner Writing/Artistry Contest. Since OAASIS is Delaware's student organization for current and former adult education students, it serves each James H. Groves Adult High School site. The contest offers prizes to winners in three categories: Fiction/Non-fiction, Memoir/Poetry, and Artistry. First-place winners in each category received \$100, 2nd place winners received \$75, and 3rd place winners received \$50.

The following students are FY23 contest winners:

- Artistry – Anayeli Garduno- Hernandez, Bernarda Esquivel, and Zahir El Moudir
- Essay – Deshonnie Moore, Martha Myers, and Ying Wang
- Poem – Devon Bateman Camryn Harris, and Destiny Hearn

Adult Education and Family Literacy Week

In recognition of National Adult Education and Family Literacy Week (AEFL) OAASIS ensured that staff and students were inspired, encouraged and motivated to start the FY23 program year. School supplies, giveaways and gifts were provided to the students and staff. Proclamations from state legislators were obtained to advocate and increase awareness of adult education programs.



OAASIS Activities To Resume in FY24

During FY23, the annual OAASIS Legislative Meet and Greet was not held due to scheduling conflicts and availability of legislative rooms. In previous years, students have gone to Legislative Hall to have lunch with Legislators. During lunch, legislators can speak with adult education students and hear how adult education has inspired their goals for future education and careers. This event will resume in FY24.

LOCAL COMMUNITY OUTREACH

OAASIS Team Members from each participating program submitted a “Community Outreach Project Plan” for a project that would benefit their local community. All projects were approved and coordinated by the local center administrator and implemented by OAASIS Team Members and students in the program. Projects included: Thanksgiving Food Drives, Christmas Food Drives, Thank You Letters to the Military, Book Drive for assisted living residents and children in Family Literacy programs, A Food Pantry for Students and Career and Community Resource Fairs.



STATE-WIDE COMMUNITY OUTREACH



OAASIS Team Members participate in the in-person graduation celebrations and present scholarships to FY23 winners. Each year OAASIS sponsors nine \$200 OAASIS scholarships, three \$200 State Director scholarships, one \$200 Howard E. Rowe scholarship, and one \$500 Teacher of the Year scholarship.

FY23 scholarship winners include: Maria Garcia Tapia, Lillianna Noguero, Latavia Crumpler, Thaize Snipes, Amanda Vargus, Elizabeth Ciccoli, Danielle Parncutt, Zachary Walsh, Somelie Paulino Reynoso, Hermoini Caballero, Aravanis Cervank, Jessier Balfantz and Kierra Smallwood.

The “Feed a Body, Feed a Mind” initiative collected can goods for the second year. Attendees of the graduations were asked to bring in a canned food. Donations were made to the Food Banks of Delaware, throughout the state, on behalf of the James H. Groves Adult High School Class of 2023.

The OAASIS Facebook page continued to be a vital resource for getting information to students quickly. It connects students with community services such as food giveaways, COVID-19 testing information and locations, employment opportunities, apprenticeship and trade programs, scholarship opportunities, housing assistance, Red Cross assistance, Department of Labor contact information, Unemployment Insurance information, Delaware Energy assistance, Family Support and Child Abuse Prevention information, virtual workshops for skill building, book bag giveaways, 2023 OAASIS Outstanding Student recognitions, and graduation ceremony highlights. You can find OAASIS on Facebook by searching Organization of Adult Alumni and Students in Service.



James H. Groves Adult High School

State Summary

Delaware Department of Education
John W. Collette Education Resource Center
35 Commerce Way, Suite 1
Dover, DE 19904

Earn a Diploma at Any Age

The James. H. Groves Adult High School allows adults to learn according to their unique abilities, interests, and aspirations as they acquire a high school diploma. James H. Groves Adult High School provides graduates with skills to secure social, political, and economic independence in a technological and global society.

910	Total Number Served
255	Obtained a High School Diploma
259	Average Number of Attendance Hours Per Student
45%	Rate of Separation
263	Total Number of Students Earning .5-1.0 Credits
207	Total Number of Students Earning 1.5-3.0 Credits
97	Total Number of Students Earning 3.5-5.5 Credits
44	Total Number of Students Earning 6.0-7.5 Credits
28	Total Number of Students Earning 8.0-10.0 Credits
22	Total Number of Students Earning 10.5+ Credits
78%	Retain a Job

The James H. Groves Adult High School is approved by the Delaware State Board of Education and is accredited by the Middle States Association for Colleges and Schools. Groves provides educational opportunities at the high school level that lead to a State of Delaware High School Diploma.

Throughout the state, Groves is offered at six local educational agencies, four correctional institutions, and one distance learning center. Each instructional center provides a full range of courses to enable adults to complete their high school education.

The Groves curriculum aligns with the Delaware Board of Education State Content Standards and is provided in a manner that is adult learner-focused. Groves's philosophy emphasizes the individual learner's importance and values a commitment to lifelong learning.

James H. Groves Adult High School

Baylor Women's Correctional Institution

660 Baylor Boulevard
New Castle, DE 19720
(302) 577-3004, Ext. 1140

Keys to Unlock the Future

17	Total Number Served
0	Obtained a High School Diploma
124	Average Number of Attendance Hours Per Student
23%	Rate of Separation
7	Total Number of Students Earning .5-1.0 Credits
4	Total Number of Students Earning 1.5-3.0 Credits
0	Total Number of Students Earning 3.5-5.5 Credits
0	Total Number of Students Earning 6.0-7.5 Credits
0	Total Number of Students Earning 8.0-10.0 Credits
0	Total Number of Students Earning 10.5+ Credits
n/a	Retain a Job



James H. Groves Adult High School

Christina Center

Eden Support Services Center

925 Bear-Corbitt Road

Bear, DE 19701

(302) 454-2400

Educating Each Student to Succeed

29	Total Number Served
7	Obtained a High School Diploma
145	Average Number of Attendance Hours Per Student
36%	Rate of Separation
9	Total Number of Students Earning .5-1.0 Credits
11	Total Number of Students Earning 1.5-3.0 Credits
4	Total Number of Students Earning 3.5-5.5 Credits
0	Total Number of Students Earning 6.0-7.5 Credits
0	Total Number of Students Earning 8.0-10.0 Credits
0	Total Number of Students Earning 10.5+ Credits
100%	Retain a Job



James H. Groves Adult High School

Diploma-At-A-Distance

138 Greentree Drive

Dover, DE 19904

(302) 883-0420

E-learning: Forging Ahead

102	Total Number Served
5	Obtained a High School Diploma
91	Average Number of Attendance Hours Per Student
49%	Rate of Separation
38	Total Number of Students Earning .5-1.0 Credits
16	Total Number of Students Earning 1.5-3.0 Credits
0	Total Number of Students Earning 3.5-5.5 Credits
0	Total Number of Students Earning 6.0-7.5 Credits
0	Total Number of Students Earning 8.0-10.0 Credits
0	Total Number of Students Earning 10.5+ Credits
54%	Retain a Job




James H. Groves Adult High School

Howard R. Young Correctional Institution

*1301 East 12th Street
Wilmington, DE 19801
(302) 429-7740*

Working to Succeed on the Outside

61	Total Number Served
7	Obtained a High School Diploma
87	Average Number of Attendance Hours Per Student
23%	Rate of Separation
21	Total Number of Students Earning .5-1.0 Credits
3	Total Number of Students Earning 1.5-3.0 Credits
5	Total Number of Students Earning 3.5-5.5 Credits
1	Total Number of Students Earning 6.0-7.5 Credits
1	Total Number of Students Earning 8.0-10.0 Credits
0	Total Number of Students Earning 10.5+ Credits
n/a	Retain a Job



James H. Groves Adult High School

James T. Vaughn Correctional Center

*1181 Paddock Road
Smyrna, DE 19977
(302) 653-9261, Ext 2915*

Changing the Past to Create a New Future

41	Total Number Served
9	Obtained a High School Diploma
104	Average Number of Attendance Hours Per Student
54%	Rate of Separation
13	Total Number of Students Earning .5-1.0 Credits
13	Total Number of Students Earning 1.5-3.0 Credits
3	Total Number of Students Earning 3.5-5.5 Credits
0	Total Number of Students Earning 6.0-7.5 Credits
0	Total Number of Students Earning 8.0-10.0 Credits
0	Total Number of Students Earning 10.5+ Credits
n/a	Retain a Job



James H. Groves Adult High School

Marshallton Center

1703 School Lane
Wilmington, DE 19808
(302) 683-3646

Meeting the Needs of Today's Adults

112	Total Number Served
50	Obtained a High School Diploma
337	Average Number of Attendance Hours Per Student
76%	Rate of Separation
23	Total Number of Students Earning .5-1.0 Credits
27	Total Number of Students Earning 1.5-3.0 Credits
20	Total Number of Students Earning 3.5-5.5 Credits
17	Total Number of Students Earning 6.0-7.5 Credits
4	Total Number of Students Earning 8.0-10.0 Credits
1	Total Number of Students Earning 10.5+ Credits
100%	Retain a Job



James H. Groves Adult High School

Middletown Center

120 Silver Lake Road
Middletown, DE 19709
(302) 378-5037

Igniting the Change

104	Total Number Served
42	Obtained a High School Diploma
651	Average Number of Attendance Hours Per Student
42%	Rate of Separation
24	Total Number of Students Earning .5-1.0 Credits
22	Total Number of Students Earning 1.5-3.0 Credits
16	Total Number of Students Earning 3.5-5.5 Credits
9	Total Number of Students Earning 6.0-7.5 Credits
11	Total Number of Students Earning 8.0-10.0 Credits
16	Total Number of Students Earning 10.5+ Credits
100%	Retain a Job



James H. Groves Adult High School

POLYTECH Center

PO Box 102, 823 Walnut Shade Road
Woodside, DE 19980
(302) 697-4545

New Skills...New Confidence

167	Total Number Served
50	Obtained a High School Diploma
222	Average Number of Attendance Hours Per Student
13%	Rate of Separation
60	Total Number of Students Earning .5-1.0 Credits
46	Total Number of Students Earning 1.5-3.0 Credits
22	Total Number of Students Earning 3.5-5.5 Credits
9	Total Number of Students Earning 6.0-7.5 Credits
0	Total Number of Students Earning 8.0-10.0 Credits
0	Total Number of Students Earning 10.5+ Credits
61%	Retain a Job



James H. Groves Adult High School

Sussex Center

PO Box 351, 17099 County Seat Highway
Georgetown, DE 19947
(302) 856-9035 ext. 8

We Build Careers

135	Total Number Served
35	Obtained a High School Diploma
156	Average Number of Attendance Hours Per Student
16%	Rate of Separation
41	Total Number of Students Earning .5-1.0 Credits
29	Total Number of Students Earning 1.5-3.0 Credits
8	Total Number of Students Earning 3.5-5.5 Credits
1	Total Number of Students Earning 6.0-7.5 Credits
0	Total Number of Students Earning 8.0-10.0 Credits
0	Total Number of Students Earning 10.5+ Credits
92%	Retain a Job



James H. Groves Adult High School

Sussex Correctional Institution

PO Box 500, 23203 DuPont Blvd.

Georgetown, DE 19947

(302) 856-5280 ext. 5363

Preparation for a New Life

58	Total Number Served
23	Obtained a High School Diploma
447	Average Number of Attendance Hours Per Student
12%	Rate of Separation
7	Total Number of Students Earning .5-1.0 Credits
6	Total Number of Students Earning 1.5-3.0 Credits
6	Total Number of Students Earning 3.5-5.5 Credits
4	Total Number of Students Earning 6.0-7.5 Credits
8	Total Number of Students Earning 8.0-10.0 Credits
4	Total Number of Students Earning 10.5+ Credits
n/a	Retain a Job



James H. Groves Adult High School

Wilmington Center

*1621 Telegraph Road
Wilmington, DE 19804
(302) 651-2709*

Success Begins with Learning Opportunities

86	Total Number Served
27	Obtained a High School Diploma
249	Average Number of Attendance Hours Per Student
6%	Rate of Separation
21	Total Number of Students Earning .5-1.0 Credits
30	Total Number of Students Earning 1.5-3.0 Credits
13	Total Number of Students Earning 3.5-5.5 Credits
3	Total Number of Students Earning 6.0-7.5 Credits
4	Total Number of Students Earning 8.0-10.0 Credits
1	Total Number of Students Earning 10.5+ Credits
n/a	Retain a Job



James H. Groves In-School Credit State Summary

Delaware Department of Education
John W. Collette Education Resource Center
35 Commerce Way, Suite 1
Dover, DE 19904

Earning Credits While Continuing Traditional Studies

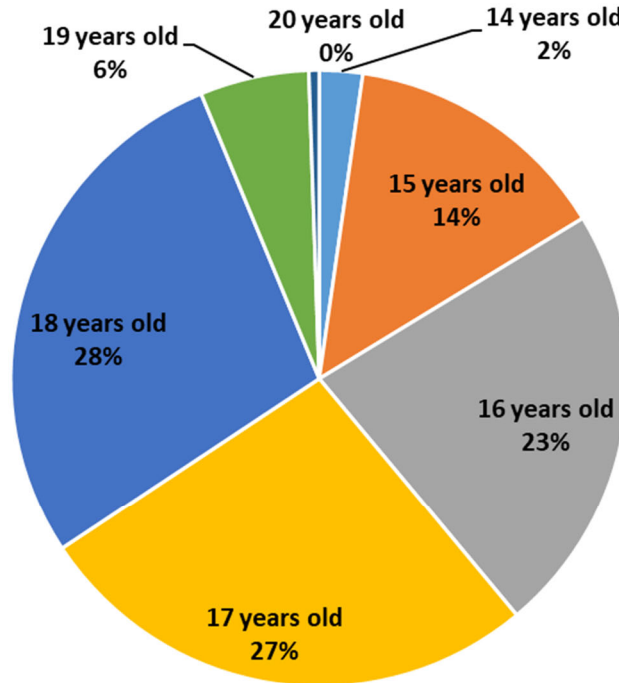
The In-School Credit program allows current high school students to earn credits towards their diploma. In-School Credit students maintain enrollment at their local districts while receiving instruction toward graduation from their high school of record.

During FY23, 927 unique students were enrolled in the program. Some students were enrolled in multiple courses, resulting in 1,479 course seats and 1,390 successful completions. The In-School Credit program’s completion rate was 94%. In addition, 320 In-School Credit students graduated from their local district high school.

Statewide Enrollments & Outcomes

Program	Enrollments	Course Seats	Successful Completions	Percentage of Completions
Statewide	927	1,479	1,390	94%
Appoquinimink	206	206	206	100%
Christina	134	134	133	99%
NCCVT	136	219	219	100%
Polytech	156	419	376	90%
Red Clay	75	183	159	87%
Sussex Center	220	318	297	93%

Statewide Enrollment by Age



Statewide Enrollment by Grade Level

