

PROVIDENCE CREEK ACADEMY

ANNUAL REPORT

2021-2022



273 West Duck Creek Rd , P.O. Box 265

Clayton, DE 19938

Phone:(302) 653-6276

I. OVERVIEW

1.1 School Overview:

Review the following chart with the school’s basic information. (Note: This table will be completed by the Charter School Office. Please review for accuracy. ***Any changes identified by the team must be highlighted in red prior to submitting the report. Only changes highlighted in red will be reviewed by the Charter School Office. Should there be no highlighted changes, the data will appear as presented in this draft.***)

BASIC INFORMATION	
Name of School	Providence Creek Academy
Year School Opened	2002
Enrollment 2021-2022 ¹	702
Approved Enrollment	708
School Address	273 West Duck Creek Rd , P.O. Box 265, Clayton, DE 19938
District(s) of Residence	Smyrna School District
Website Address	http://www.providencecreekacademy.org/
Name of School Leader	Denise Stouffer
School Leader Email and Phone Number	denise.stouffer@pca.k12.de.us (302) 653-6276
Name of Board President	Melissa Rhoads
<p>Mission Statement: The mission of PCA is to provide a safe, nurturing, and diverse campus environment allowing their K- 8 students to learn from experiences beyond the traditional classroom setting. Our mission is to empower students with opportunities to engage in a number of sports, visual and performing arts, creating connections with our community to provide deeper learning experiences.</p>	

1.2 School Demographic Data:

Please review the following table for accuracy and complete the second row (“# of Students on Waiting List”) for 2021-2022. (Note: The remaining sections of the table will be completed by the Charter School Office. **Any changes identified by the team must be highlighted in red prior to submitting the report. Only changes highlighted in red will be reviewed by the Charter School Office. Should there be no highlighted changes, the data will appear as presented in this draft.**)

ENROLLMENT & DEMOGRAPHIC INFORMATION	
	2021-2022 ¹
Total Enrollment	702
# of Students on Waiting List	234
Gender	
% Male	46.15%
% Female	53.85%
Ethnicity/Race	
% African American	28.21%
% American Indian	0.71%
% Asian	1.99%
% Hispanic/Latino	4.84%
% White	55.84%
% Multiracial	8.26%
Special Populations	
%Special Education ²	9.54%
% English Language Learners	2.71%
% Low-Income	13.96%

Schools are invited but not required to comment on any aspect of the demographic data above in table 1.2

1.3 Approved Minor and Major Modifications:

The table lists any approved minor and/or major modifications over the course of the school’s current charter term.

(Note: This table will be completed by the Charter School Office. Please review the following table for accuracy. ***Any changes identified by the team must be highlighted in red prior to submitting the report. Only changes highlighted in red will be reviewed by the Charter School Office. Should there be no highlighted changes, the data will appear as presented in this draft.***)

Date	Modification Requested	Outcome
1/25/19	Providence Creek Academy is seeking to modify our approved calendar hours from 1342.5 to 1267.5 hours beginning SY19/20.	Approved
9/3/19	Minor Modification to amend components of its educator evaluation process.	Approved
12/11/19	Minor Modification to increase enrollment by 6% (40 students) for the 2020-2021 school year.	Approved
12/23/2021	Minor Modification to increase enrollment by 14% (100 students) for the next five years effective 2022-2023 school year.	Approved
5/17/2022	Minor Modification to expand the school’s buildings by seven (7) classrooms.	Approved

Schools are invited but not required to comment on any aspect of the modification data above in table 1.3

1.4 School Enrollment:

Please review the following chart with the school's enrollment trends during the current term of the charter. (This table will be completed by the Charter School Office. Please review for accuracy. **Any changes identified by the team must be highlighted in red prior to submitting the report. Only changes highlighted in red will be reviewed by the Charter School Office. Should there be no highlighted changes, the data will appear as presented in this draft.**)

School Enrollment Trends		
<i>Cells highlighted in grey were grade levels not serviced by this school</i>		
	2021-2022	
	Approved Enrollment	30-Sep Enrollment Count
K		80
Grade 1		82
Grade 2		78
Grade 3		79
Grade 4		78
Grade 5		79
Grade 6		79
Grade 7		76
Grade 8		71
Grade 9		
Grade 10		
Grade 11		
Grade 12		
Total		702

Schools are invited but not required to comment on any aspect of the enrollment data above in table 1.4.

1.5 Reenrollment:

Reenrollment Rate² is the % of students continuously enrolled in the school from one year to the next.

Review the following chart with the school’s reenrollment trends during the current charter term. (This table will be completed by the Charter School Office. Please review for accuracy. **Any changes identified by the team must be highlighted in red prior to submitting the report. Only changes highlighted in red will be reviewed by the Charter School Office. Should there be no highlighted changes, the data will appear as presented in this draft.**)

School Reenrollment Trends		
<i>Cells highlighted in grey were grade levels not serviced by this school</i>		
Providence Creek Academy		
	Number of Students Reenrolled Count	Percentage of Students Reenrolled %
K	5	
Grade 1	69	85.19%
Grade 2	69	84.15%
Grade 3	70	84.34%
Grade 4	69	88.46%
Grade 5	70	89.74%
Grade 6	67	85.90%
Grade 7	70	88.61%
Grade 8	65	85.53%
Grade 9		
Grade 10		
Grade 11		
Grade 12		
Total/Avg	554	87.24%

** School entry grade level. Reenrollment data not collected for this grade level.

Describe the school’s plans to monitor and minimize attrition rates. Provide information about why students are choosing to enroll in different schools.

The COVID-19 Pandemic has continued to impact the school’s student retention rate, which we prefer to be at or above 95%. We continue to see a significant number of children moving out of state or far enough away from PCA that the families believe the bus ride is too long. By the beginning of summer in 2021, PCA had 15 families representing almost 30 children that had moved out of state alone.

II. ACADEMIC PERFORMANCE

2.1 Delaware School Success Framework

Overall Academic Ratings

Due to the impact of COVID-19 on learning and learning environments, accountability ratings for school year (SY) 21/22 were not issued. The school's assessment data for SY21/22 is available at: [Providence Creek Academy School Report Card](#)

a) Based on the data available on the Delaware Schools Report Card website and data compiled by the school discuss:

- overall academic achievement,
- major challenges,
- and accomplishments over the course of the school year.
- You may also use this space to share the results of school-based data.

School Comments:

PCA is proud of the progress made by our children as they returned to 100% in-person instruction for the 2021-2022 school year. PCA evaluated student achievement using state test scores and STAR benchmark assessments for math and ELA. Students were assessed using STAR assessments three times throughout the year. Data from these assessments showed continuous academic growth in reading and math. As a result of the benchmark assessments, MTSS (Multi-Tiered Systems of Support) was designed to target individualized instructional needs and to help close learning gaps due to the pandemic. In addition, teachers and instructional coaches utilized professional learning communities to determine students' math and reading tier placements. Throughout the year, student progress was monitored, and MTSS groupings were adjusted accordingly.

To further address academic gaps in reading, PCA implemented the Scholastic Literacy reading curriculum with a guided reading component for differentiated student instruction. In addition, grades K-2 utilized FUNdations by Wilson as its systematic and explicit researched-based phonics instruction. Scholastic Literacy, FUNdations, and guided reading components provide PCA students with a balanced-literacy framework.

PCA also continued its use of HQIM through Eureka Math in grades K-8. With the return to 100% in-person instruction, teachers focused on providing manipulatives to support instruction, as well as

promoting math discourse and problem-solving strategies. PCA was also able to expand on our Multilingual Learner Program by implementing additional instructional and language support during MTSS.

Recognizing the academic challenges that PCA had in science and social studies, PCA has hired a Science and Social Studies Instructional Coach for the 2022/2023 SY in order to support student growth in these two content areas. This position will work with teachers to help implement our new social studies curriculum, Savvas, which was purchased and piloted during the 2021/2022 SY. This new curriculum was purchased by PCA in response to the recent shifts in social studies standards. PCA will also be participating in the state through-assessments for the 2022/2023 SY as a way to collect student data and gauge growth. PCA has continued to utilize science kits as provided by the Science Coalition and will be working towards creating benchmark assessments to provide accurate data reflecting student achievement. PCA will also continue to be a member of the Delaware Science Coalition.

Performance Agreement

Academic Performance Expectations

Providence Creek Academy's most recent DSSF ratings (2018-2019) are:

Indicator	Points	Point Earned	Percent Point
Academic Achievement	150.00	91.00	61% Meets Expectations
Academic Progress	200.00	144.00	72% Meets Expectations
School Quality/Student Success	50.00	47.00	94% Exceeds Expectations
Progress Toward English Language Proficiency	n/a	n/a	Not Applicable
Overall	400.00	282.00	71% Meets Expectations

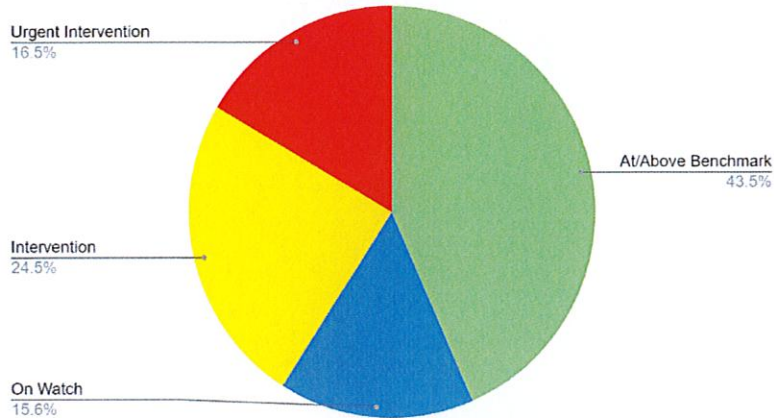
By September 2025, our expectation is to achieve an overall rating of "Meets" or "Exceeds" on the Delaware School Success Framework (DSSF). Each year, we will show growth within each metric area, putting us on track to achieve our academic performance expectations. This progress will be monitored through our annual performance review.

a) Discuss the school's academic performance based on its approved Performance Agreement (see above).

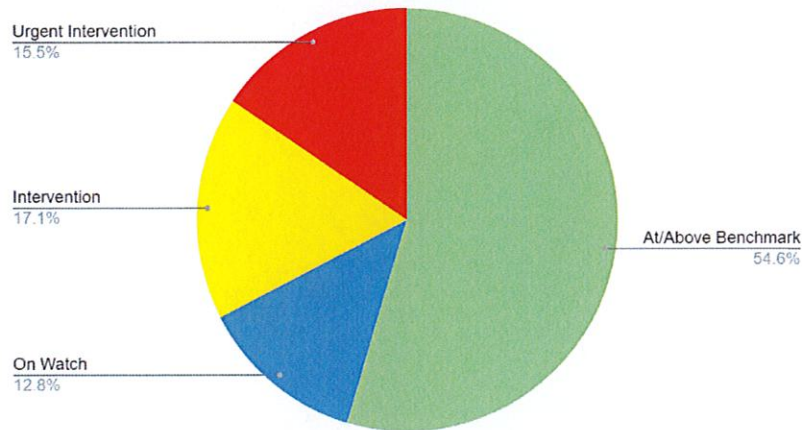
School Comments:

PCA is proud of our continued success in meeting all Academic Performance Framework standards. PCA issued STAR Benchmark Assessments in math and ELA to evaluate student learning. The STAR Benchmark data for Spring 2022 is broken down below -

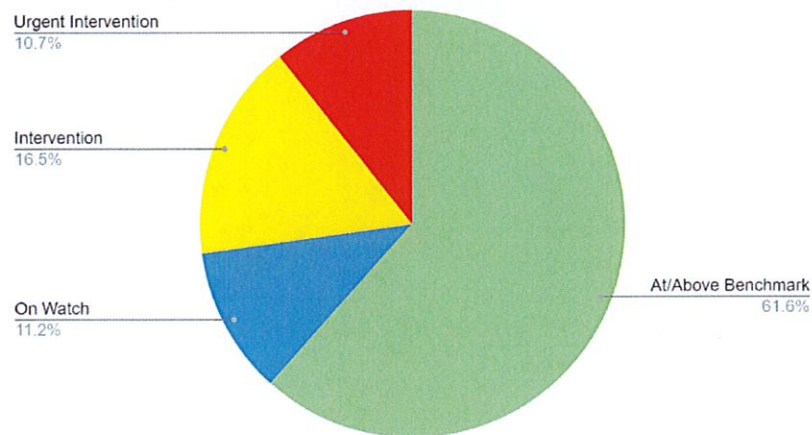
STAR Early Literacy (Grades K-1)



STAR Reading (Grades 2-8)



STAR Math (Grades 1-8)



As noted in last year's annual report, PCA firmly believes that the COVID-19 pandemic has dramatically impacted these scores. Due to the COVID-19 pandemic, this past year was the first time since March 2020 that all students received 100% in-person instruction. To address these concerns, PCA hired additional paraprofessionals and an extra special education teacher to support learning loss. In addition, PCA offered free tutoring for all students to support the individual needs of our

learners. Digital platforms were added to support PCA curricula and address student learning gaps. These programs for math include Dreambox, Zearn, Happy Numbers, Reflex, and Frax. In ELA, Literacy Pro, SORA, Scholastic WORD, Scholastic FIRST, and Listenwise were added. As a result, PCA's scores are improving based on the comparison to last year's benchmark data. With this in mind, PCA is continuing on the path for additional support staff and resources to close the learning gaps.

III. ORGANIZATIONAL PERFORMANCE

The Organizational Performance Framework reflects expectations the charter school is required to meet through state and federal law and the charter performance agreement, and seeks to provide information regarding these key questions:

- Is the school organizationally sound and well operated?
- Is the school fulfilling its legal obligations and sound public stewardship?
- Is the school meeting its obligations and expectations for appropriate access, education, support services, and outcomes for students with disabilities?

3.1 Mission Specific Goal(s)

Is the school faithful to its mission as defined in its current charter, including approved mission-specific academic goals if applicable?

Providence Creek Academy Meets its mission specific goal with 85.3%, or 599 students participating in academic, arts, and athletics programs of the 702 students enrolled.				
Essential Question for Indicator 1a. Is the school faithful to its mission as defined in its current charter, including approved mission specific academic goals if applicable.				
The mission of Providence Creek Academy is to empower students with opportunities to engage in a number of sports, visual and performing arts, creating connections with our community to provide deeper learning experiences. We would like to change our goal to include a measure of the number of children participating in the academic, arts, and athletics within school and at least 50% of our children participating in an afterschool activity as measured by the number of afterschool participants divided by the total population.				
Measure	Defintion of Rating	Data Source	Data Collection Process	1a1
50% of PCA Students participate in an afterschool activity as measured by the number of afterschool participants divided by the total population.	Meets Standards: 50% of PCA Students participate in an afterschool activity as measured by the number of afterschool participants divided by the total population.	Rosters for Afterschool Activities	Collect and Review Rosters for Afterschool Activities	
	Approaches Standards: 49% -40% of PCA Students participate in an afterschool activity as measured by the number of afterschool participants divided by the total population.			
	Does Not Meet Standards: Less than 40% of PCA Students participate in an afterschool activity as measured by the number of afterschool participants divided by the total population.			

Number of Participants	Roster Number
LEAP	24
Basketball (Girls & Boys)	30
Soccer	15
Football	16
Baseball	19
Softball	17
Lacrosse	22
Cross Country	8
Volleyball	13
Competition Cheer	13
Football Cheer	14
Night of the Arts	86
Afterschool Ballet	106
Aftercare	110
Tutoring	106
Total Participants	599
Total Enrollment	702
Percentage	85.33%

a) Rate the school's performance according to the criteria established by the school for its 2021-2022 mission specific goal(s).

School Comments:

PCA exceeded its goal of 50%! Our school is very proud of the number of students that participate in after-school activities.

b) Provide as **Appendix 1** the results (data source) of the school's mission specific goal(s). Remember not to include any personally identifiable information (PII).

3.2 Organizational Performance

Note: Please utilize the hyperlink in this sentence for more information about the [Organizational Performance Framework](#).

The following tables will be completed by the Charter School Office. Please review for accuracy.

SUMMARY AND OVERALL RATING

Providence Creek Academy

Year	Education Program				Governance & Reporting			Students & Staff		Facilities, Transportation, Health & Safety	OVERALL RATING
	Mission Fidelity	Applicable State & Federal Requirements	Students with Disabilities	English learners	Governance & Public Stewardship	Oversight of School Management	Reporting Requirements	Students Rights	Req. on Teacher Certification & Hiring Staff		
	1a	1b	1c	1d	2a	2b	2c	3a	3b	4a	
2021-2022	M	M	M	M	M	M	M	M	M	M	Meets Standards

a) Describe the school’s organizational performance over the current school year (This section is for the school to address any overall rating where the school has not met standards. The school will be able to address individual metrics in the sections below.)

School Comments:

PCA is proud of our continued success in meeting all Organizational Performance Framework standards.

b) Identify changes to organizational practices that the school has implemented to improve the school’s organizational outcomes.

School Comments:

PCA is proud of the systems of organization and reporting that have been established within the school. We continue to evaluate each system to identify any enhancements to support the process improvements of the school overall.

c) Address any measure where school did not meet standard or is approaching standard.

School Comments:

PCA had met all standards of the Organization Performance Framework.

Performance Agreement

Organizational Performance Expectations

Discuss the school's organizational performance based on its approved Performance Agreement.

Providence Creek Academy has met our overall organization rating. We anticipate continuing our success in an overall rating of "Meets", as measured by Organizational Performance Framework. Each year, PCA will be on tract to demonstrate performance aligned with expectations set in the Organizational Performance Framework. This will be monitored yearly through the annual performance review.

a) Discuss the school's organizational performance based on its approved Performance Agreement (see above).

School Comments:

PCA is proud of our continued success in meeting all Performance Framework standards.

3.3 Board Financial and Governance Members and Training

a) Please complete the chart below with the necessary information. In accordance with Del. 14 §512 (15), the school shall have a satisfactory plan to ensure the effectiveness of its board of trustees, including governance trainings conducted for any new board members and at a minimum of once every 3 years.

Board Financial and Governance Training

First Name	Last Name	Term Begin Date	Term End Date	Role/Title	Financial Training Date	Board Governance Training Date*
Melissa	Rhoads	09/24/2019	09/24/2024	President	11/30/2015	07/28/2020
Lisa	Moore	09/29/2020	09/29/2025	Vice President	11/30/2015	7/28/2020
Charles	Mosher	01/23/2018	01/23/2023	Treasurer	4/7/2020	07/28/2020
Elizabeth	Colombo-Kutch	07/28/2020	07/28/2025	Parent Rep	11/30/2015	07/28/2020
Denise	Stouffer	07/01/2018	N/A	Head of School/ Ex-officio	9/16/2018	07/28/2020
Adrian	Peoples	05/25/2021	05/25/2026	Member	11/19/2021	06/10/2021
Lisa	English	03/23/2021	03/23/2026	Teacher Rep	4/23/2021	12/16/2022
Joe	Rogerson	08/19/2021	08/19/2026	Parent Rep	10/17/2022	10/17/2022
Amy	Wharry	08/19/2021	08/19/2026	Non-Voting Parent Member	9/8/2021	08/03/2022

*Please list only the most recent training date.

Please attach all certificates or evidence of Board Governance Training for active board members.

School Comments:

These certificates were provided by the Delaware Department of Education and on file through training with DANA and PDMS.

b) Please complete the chart below with the necessary information. Pursuant to [14 Del. Admin. Code 736](#) 6.1 Each member of a Citizen Budget Oversight Committee shall attend and receive a Certificate of Completion for the Citizen Budget Oversight Committee training within the allotted timeframe of his/her appointment to a Citizen Budget Oversight Committee. Provided further, additional training may be required from time to time as determined by the Department.

Citizen Budget Oversight Committee Membership & Trainings

First Name	Last Name	Term Begin Date	Term End Date	Role/Title	Financial Training Date
Bill	Bentz	11/1/2014	N/A	Consultant	1/11/2011
Kale	English	3/18/2021	N/A	Parent Member	4/22/2021
Charles	Mosher	8/22/2019	N/A	Treasurer	4/7/2020
Brandon	Paris	2/1/2015	N/A	Business Manager	10/12/2017
Denise	Stouffer	07/01/2018	N/A	Head of School/ Ex-officio	9/16/2018
Rachael	Straightiff	6/3/2022	N/A	Educator Rep	12/19/2019
Richard	Riggs	8/9/2015	N/A	DOE Rep	11/30/2015

School Comments:

PCA’s CBOC meets each month to review the school’s budget, bank statements, and P-Card transactions. This report is then shared with greater Board of Directors at our monthly meeting as a committee report to ensure the proper oversight of funds.

3.4 Teacher Retention: Is the school monitoring and minimizing teacher attrition rates and maintaining a stable teaching staff?

2021-2022		
% of Teachers RETAINED	# of Teachers RETAINED	# of Teachers ELIGIBLE
76%	32	42

Review the table above with the school’s teacher retention trends and answer the following questions.

- a) Describe the school’s plans to monitor and minimize teacher attrition rates. Provide information about why teachers leave the school.

School Comments:

PCA experienced a drop in teacher retention this school year due to the relocation of staff out of state and the continuous trend of mid-year transitions throughout the state. As in the past, the pay increase is the number one reason teachers leave for other Delaware schools. Some teachers also shared that their new position was closer to home. PCA continues to address this trend by evaluating its pay scale, including a pilot program for dual certification stipends in the SY22/23. Additionally, PCA collaborates with local universities for student teaching and residency opportunities to create a pipeline of highly qualified teachers.

- b) Describe how the school’s professional development plans support teachers and leadership.

School Comments:

PCA offers a variety of professional development opportunities for teachers, including weekly Professional Learning Communities (PLCs) led by instructional coaches, monthly professional development training, and professional development aligned to each teacher’s goals/interests over the summer. The structure of PLCs allows teachers to maintain individual planning time while also meeting with grade-level teams. PLCs allowed time for teachers to collaborate, discuss curricula, and analyze student understanding with the instructional coaches. PCA also conducted coaching cycles with teachers in ELA and math to support instructional practice. PCA leadership and coaches worked with teachers to foster continuous learning through peer observations and feedback. Monthly professional development trainings were based on teacher needs and requests including Kagan strategies, guided reading, FUNdations, social-emotional, and wellness.

IV. FINANCIAL PERFORMANCE

4.1 Financial Performance

Note: Please utilize the hyperlink in this sentence for more information about the [Financial Performance Framework](#).

The following tables will be completed by the Charter School Office. Please review for accuracy.

Financial Performance Framework Ratings	Current Ratio (Working Capital Ratio)	Debt to Asset Ratio	Days Cash	Debt Service Payments / Loan Covenants	Aggregated Three-Year Total Margin	Cash Flow	Debt Service Coverage Ratio	Enrollment Variance	Student Retention	Financial Management and Oversight	Overall Rating
Year	1	2	3	4	5	6	7	8	9	10	
2021-2022	M	M	M	M	M	M	M	M	Not Rated	M	Meets Standard

a) Describe the school’s Financial performance over the current school year (This section is for the school to address any overall rating where the school has not met standards. The school will be able to address individual metrics in the sections below.)

School Comments:

PCA is proud of our continued success in meeting all Financial Performance Framework standards.

b) Identify changes to Financial practices that the school has implemented to improve the school’s financial outcomes.

School Comments:

PCA is proud of our continued success in our financial and reporting systems. We continue to evaluate our systems to ensure that the current needs are met along with enhancements and process improvements.

c) Address any measure where the school did not meet standard or is approaching standard.

School Comments:

PCA is proud of our continued success in meeting all Financial Performance Framework standards.

Performance Agreement

Financial Performance Expectations

PCA's overall Financial Performance Framework rating is "Meets". In the next reporting period, we expect to continue to receive a "Meets" overall rating in the Financial Performance Framework. Each year PCA will demonstrate economic viability to achieve these standards. This will be measured as part of the annual performance review.

- a) Discuss the school's financial performance based on its approved Performance Agreement.

School Comments:

PCA is proud of our continued success in meeting all Financial Performance Framework standards.

- b) Describe how the school developed and implemented a corrective action plan in response to audit findings (if applicable).

School Comments:

N/A – PCA had a clean audit.

V. INNOVATION

Describe the school's innovative practice(s) that could be replicated at other schools in Delaware. Please include the data that supports the success of these practice(s).

School Comments:

In SY2021/2022, PCA was one of the few schools that was able to provide 100% in person instruction for all students. Based on the two prior years, PCA identified the need for students to return to the classroom for academic and social/emotional needs. PCA was able to provide class sizes to adhere to all social distancing guidelines along with all cleaning practices.

In addition to meeting all health and safety protocols, PCA recognized that the transition back to the classroom from the virtual setting would be challenging for many students. To help support students with this transition, PCA hired an Educational Technology and Security Coach. The role of this individual was to bridge the gap between virtual and in-person learning. Throughout SY 2021/2022, PCA's Technology Coach was successful in securing 10 new SmartBoards to utilize in our Upper School classrooms as well as 100 new Chromebooks for student use. Teacher training was also provided to staff during PD and PLC sessions as well as a series of videos known as Tech Talk Tuesday. The Tech Talk videos were used to introduce teachers to different ways they could utilize the technology resources we have available.

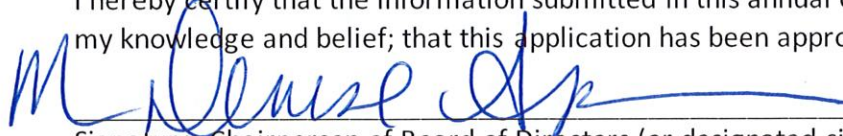
PCA has seen great success with the use of technology in the classroom as shown by the improved student achievement scores throughout the 2021/2022 school year. PCA plans to continue to purchase new SmartBoards for all classrooms throughout the lower school and the core building.

Additionally, we were able to stay true to our mission of empowering students with opportunities beyond the classroom by hosting athletics, LEAP, band/chorus, and dance performances.

VII. ANNUAL REPORT CERTIFICATION STATEMENT

Name of School:	Providence Creek Academy
Location:	273 W. Duck Creek Rd. Clayton DE 19938

I hereby certify that the information submitted in this annual of a charter school is true to the best of my knowledge and belief; that this application has been approved by the school's Board of Directors.



1/30/23

Signature: Chairperson of Board of Directors (or designated signatory authority)

Date

Print/Type Name:	M. Denise Stutter
Title (if designated):	Head of School
Date of approval by board of directors:	1/30/23

References:

¹ Based on September 30th Unit Count

² Pursuant to the Family Education Rights and Privacy Act (FERPA) (34 CFR §99), the DDOE applies the following statistical methods to avoid disclosure of personally identifiable information in aggregate reporting.

1. For all data, counts for groups or subgroups with 15 or fewer students are suppressed and represented by “-” in data reports. Complementary suppression of one or more non-sensitive cells in a table may be required so that the values of the suppressed cells may not be calculated by subtracting the reported values from the row and column totals.

2. Only report percentages for grade level reporting within a school and district.

3. Percentages are suppressed when the underlying student counts can be derived for groups or subgroups with 15 or fewer students (i.e., if the number tested and proficient are reported, then the percentage may need to be suppressed).

4. Any percentage above 95 or below 5 will be reported as >95% and <5%, respectively.

³ Graduation rate data is lag data by one school year to include all students that have completed their high school diplomas during that year including summer graduates.

