

MONDAY

October 23, 2023

LEARNING TARGETS

1. I CAN use Ujima to follow our classroom norms.

1. I CAN review last week's progress monitoring.

1. I CAN read fluently with pausing.

PA GAMES



Get up to 5 Ujima Points a day!!

Classroom Norms

Sit in SLANT




Raise your hand to speak.



One Mic



Focus on the Learning Target.



Give your best effort.



Star
effort

LEARNING TARGET:

I CAN explain
and use our
spelling
routine.



FLUENCY means Reading with proper:

P → Pausing/Phrasing

*pausing at punctuation, chunked phrases to sound **smooth**.*

E → Expression

*change your voice appropriately at punctuation marks: **expressive**.*

A → Accuracy

*read words correctly and **accurately**.*

R → Rate

*read at the just right **rate(speed)**, not too fast, not too slow.*



WHAT DOES A
GREAT READER
LOOK LIKE?


TUESDAY

October 17, 2023

LEARNING TARGETS

1. I CAN use Ujima to follow our classroom norms.
 2. I can explain and use our spelling routine
-
1. I CAN read fluently with pausing.
-

PA GAMES



Get up to 5 Ujima Points a day!!

Classroom Norms

Sit in SLANT




Raise your hand to speak.



One Mic



Focus on the Learning Target.



Give your best effort.



Star effort

LEARNING TARGET:

I CAN explain
and use our
spelling
routine.



Name:

Date:

Read the sentences. Answer each question with the correct answer.

The first thing Pam did when she got home from school was put her homework in her backpack. Then, Pam took out her laptop and played a game on it. After that, she went to the kitchen and ate a snack. Next, Pam went to the restroom. Then, it was time for dinner! She had hot dogs for dinner, and she ate three of them! After dinner, Pam's mom made her throw the trash in the wastebasket before she could watch TV. After that, it was time for bed!

What did Pam play a game on?

What is another name for a wastebasket?

Where did Pam put her homework?

What is the first thing Pam did when she got home from school?

WHAT IS READING
COMPREHENSION?

WEDNESDAY

October 11, 2023

LEARNING TARGETS

1. I CAN understand and explain our classroom norms.

1. I CAN read and spell words with closed syllables.

Get up to 5 Ujima Points a day!!

Classroom Norms

Sit in SLANT




Raise your hand to speak.



One Mic



Focus on the Learning Target.



Give your best effort.



Star
effort


CLOSED SYLLABLE PRACTICE



Name: _____

CLOSED SYLLABLE Speed Drill

1. Draw a line between the closed syllables in each word.
2. Pronounce each word with your teacher
3. Practice reading the words on your own.
4. Have a partner time you reading the words for one minute.
5. Keep practicing to improve your speed.



hidden	pumpkin	velvet	contest	problem	trumpet	button	subject	magnet	invent
bandit	lentil	bucket	cactus	helmet	insect	dentist	cotton	plastic	tunnel
velvet	pumpkin	trumpet	contest	button	subject	bucket	cotton	dentist	helmet
bandit	invent	magnet	cactus	bucket	insect	hidden	problem	plastic	subject
button	velvet	hidden	trumpet	problem	pumpkin	tunnel	plastic	cotton	tunnel
plastic	lentil	helmet	bucket	insect	bandit	trumpet	dentist	pumpkin	cactus
hidden	bandit	contest	problem	subject	invent	lentil	button	tunnel	velvet
cotton	plastic	magnet	invent	velvet	bucket	helmet	cactus	insect	cotton
magnet	dentist	tunnel	trumpet	hidden	contest	bandit	problem	lentil	cactus
contest	helmet	dentist	insect	lentil	magnet	pumpkin	button	invent	subject

Words Per Minute

Date

Partner

TIMED READING 1 _____

TIMED READING 2 _____

TIMED READING 3 _____

Adapted from: Blavins, Wiley. *Week-by-Week Phonics & Word Study Activities for the Intermediate Grades 35 Mini-Lessons With Skill-Building Activities to Help Students Tackle Multisyllabic Words and Improve Their Fluency, Vocabulary, and Comprehension.* Scholastic Prof Book Div, 2011.

Closed Syllables Fluency Practice

THURSDAY

October 12, 2023

LEARNING TARGETS

1. I CAN USE UMOJA TO PLAY LEARNING GAMES WITH MY CLASSMATES .

1. I CAN READ FLUENTLY WITH PAUSING.

1. I CAN USE IMANI TO PLAY LEARNING GAMES WITH MY CLASSMATES.

Get up to 5 Ujima Points a day!!

Classroom Norms

Sit in SLANT




Raise your hand to speak.



One Mic



Focus on the Learning Target.



Give your best effort.



Star effort

READING AND COMPREHENSION



FLUENCY means Reading with proper:

P → Pausing/Phrasing

pausing at punctuation, chunked phrases to sound **smooth**.

E → Expression


change your voice appropriately at punctuation marks; **expressive**.

A → Accuracy

read words correctly and **accurately**.

R → Rate

read at the just right **rate(speed)**, not too fast, not too slow.



SYLLABLE GO FISH



—