








Name _____

1. Make a bar graph.

Reptiles at the Zoo

 Snakes	 Lizards	 Turtles	 Alligators
13	11	7	8



 
2. How many more snakes than lizards are at the zoo? _____

 
3. How many fewer turtles than lizards are at the zoo? _____