



DRAGONFLY SET UP FOR COACHES

1. Go to the following website:
<https://max.dragonflyathletics.com/maxweb/max-cover/login>
2. Click on the button that says "Sign up for free."

A semi-transparent grey overlay is centered on a blurred background of people in a gymnasium. The overlay contains the DragonFly MAX logo at the top, followed by input fields for 'Email or Phone' and 'Password'. Below these is a 'Forgot your password?' link, a 'Login' button, a 'Don't have an account?' link, and a 'Sign Up for Free' button.

 **DragonFly MAX**

Email or Phone

Mobile # or email address

Password

Password

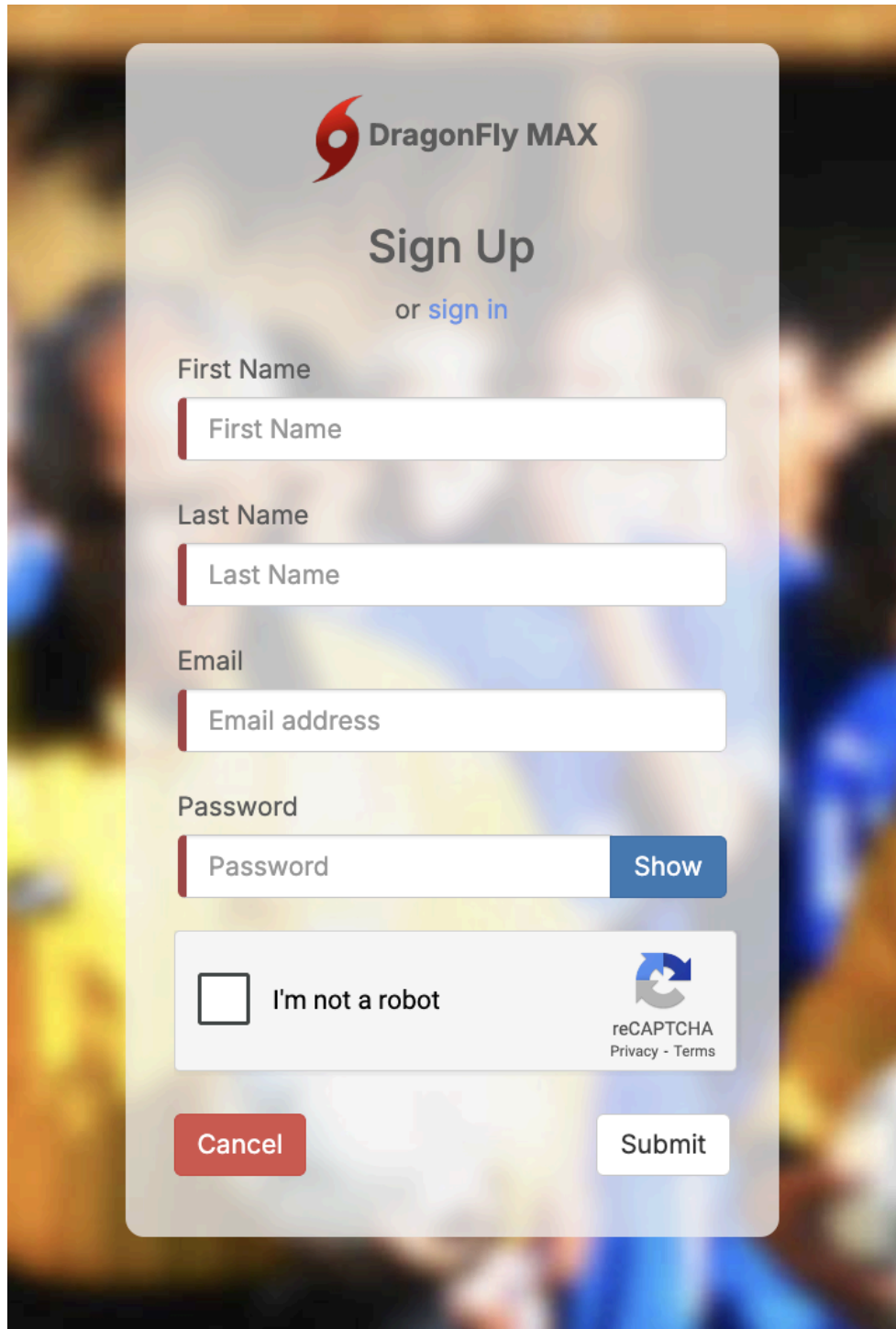
[Forgot your password?](#)

Login


Don't have an account?

Sign Up for Free

3. Complete the information on the next page and click “Submit.” Use the **same** email address that you use for [NFHSlearn.com](https://www.nfhslearn.com). Then it will automatically get your Concussion training and any other NFHS training you complete.



The image shows a 'Sign Up' form for 'DragonFly MAX'. The form is overlaid on a blurred background of people. It includes input fields for First Name, Last Name, Email, and Password. There is a 'Show' button next to the Password field. Below the input fields is a reCAPTCHA section with a checkbox labeled 'I'm not a robot' and the reCAPTCHA logo. At the bottom are 'Cancel' and 'Submit' buttons.

 **DragonFly MAX**

Sign Up

or [sign in](#)

First Name


Last Name

Email

Password

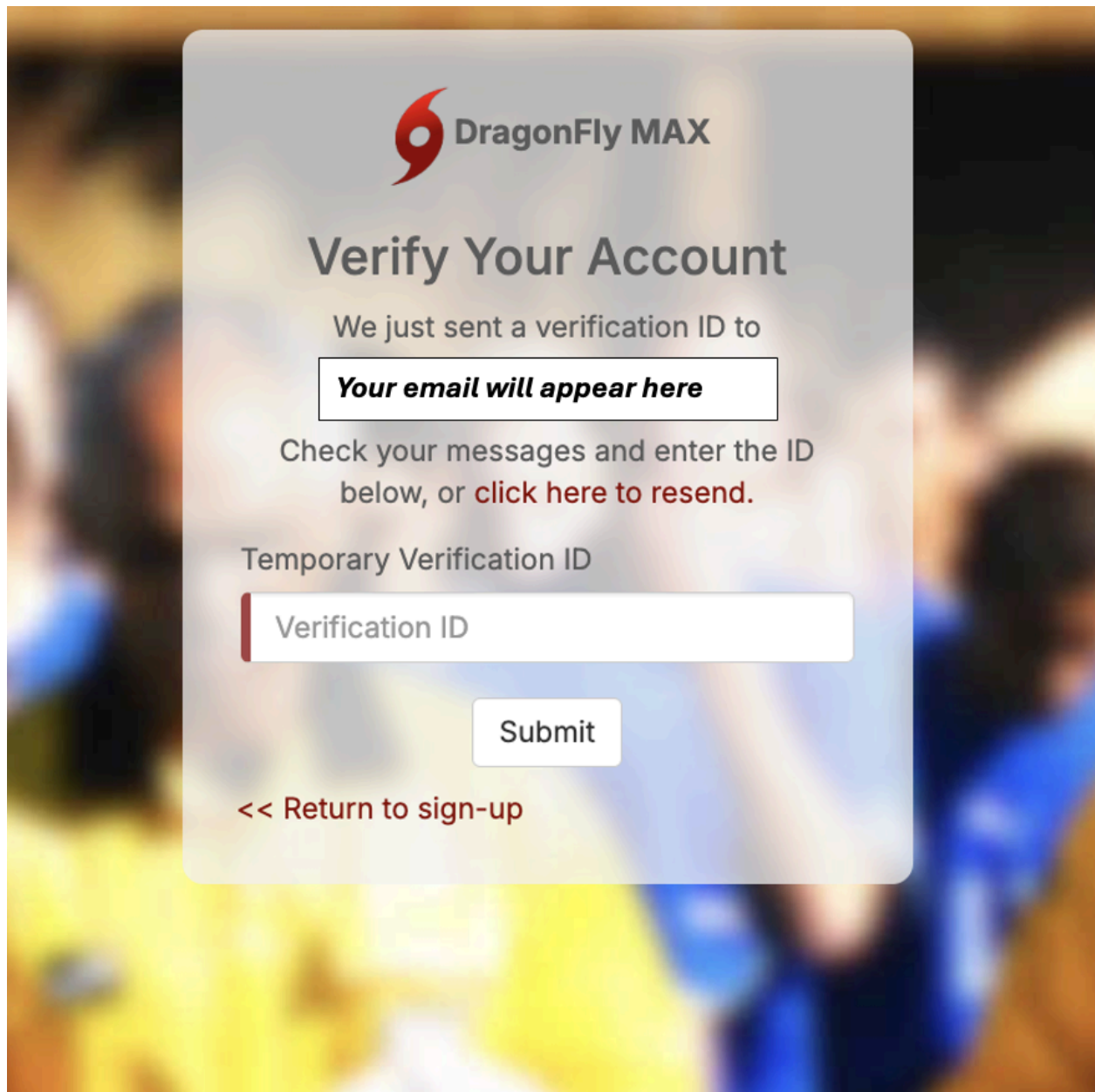
 [Show](#)

☐ I'm not a robot



reCAPTCHA
[Privacy](#) - [Terms](#)

[Cancel](#) [Submit](#)

4. Follow instructions to verify email address by entering the temporary verification ID.

The image shows a mobile application screen for 'DragonFly MAX'. The background is a blurred photo of people in blue and yellow clothing. A semi-transparent white card is centered on the screen. At the top of the card is the 'DragonFly MAX' logo, which consists of a red stylized '9' followed by the text 'DragonFly MAX'. Below the logo is the title 'Verify Your Account' in a large, bold, dark grey font. Underneath the title, it says 'We just sent a verification ID to' followed by a white rectangular box containing the text 'Your email will appear here' in bold. Below this box, the text reads 'Check your messages and enter the ID below, or [click here to resend.](#)' where the link is in red. Then, it says 'Temporary Verification ID' above a white input field with a red vertical bar on the left and the placeholder text 'Verification ID'. Below the input field is a white 'Submit' button. At the bottom left of the card is a red link '<< Return to sign-up'.

5. **Accept** the terms and conditions.



Terms of Service

DRAGONFLY
Terms of Use
Version 6.17.20

PLEASE READ CAREFULLY! BY AGREEING TO THIS DOCUMENT, YOU WILL WAIVE CERTAIN LEGAL RIGHTS, INCLUDING THE RIGHT TO SUE FOR DAMAGES.

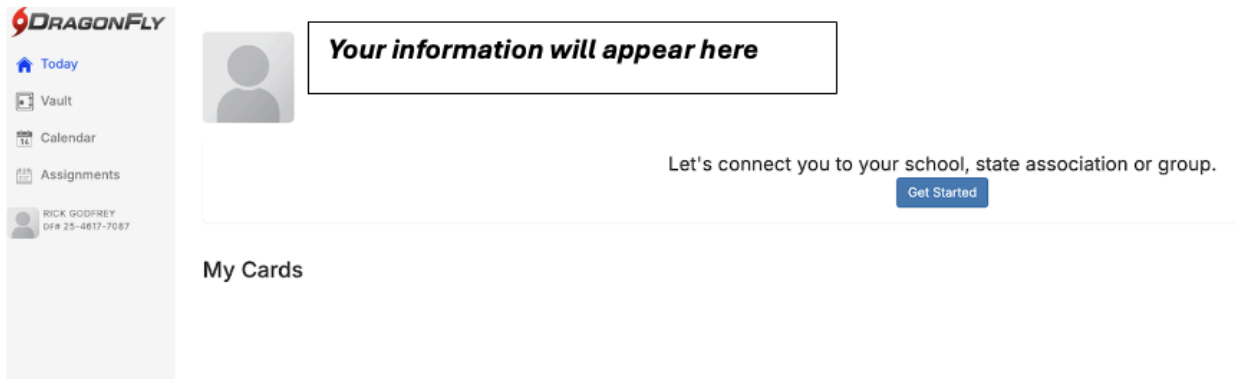
These terms and conditions of use ("Terms of Use" or "Agreement") govern your use of our mobile applications and websites owned and controlled by DragonFly Athletics ("DF", "we" or "us"), including but not limited to the www.dragonflymax.com website (the "Site") and the services available to Users through the Site and our mobile applications (collectively, the "Service" or "Services"). Compliance with these Terms of Use is a condition to the use of the Services. **BY CHOOSING TO ACCESS AND USE THE SITE, AND BY CLICKING "I AGREE," YOU ARE EXPRESSLY AGREEING TO BE LEGALLY BOUND BY THESE TERMS OF USE.** Our Privacy Policy provides additional information regarding our privacy practices and policies, including how we collect and handle personal health information and financial information.

The Terms of Use apply to all individuals and organizations with access to the Services (collectively, "User" or "Users"), regardless of whether the User is: (i) an athlete, or parent/guardian of an athlete ("Athlete"), (ii) an educational organization, including, but not limited to, a school, college, university, school district, high school athletic association, college athletic association, and conferences ("Organization"), (iii) a representative or agent of an Organization, including, but not limited to, a coach, assistant coach, trainer, volunteer coach, administrator, or auditor ("Representative"), or (iv) such other individual or organization with access to the Services, such as, but not limited to, tournament committees, church and community athletic leagues, and camps.

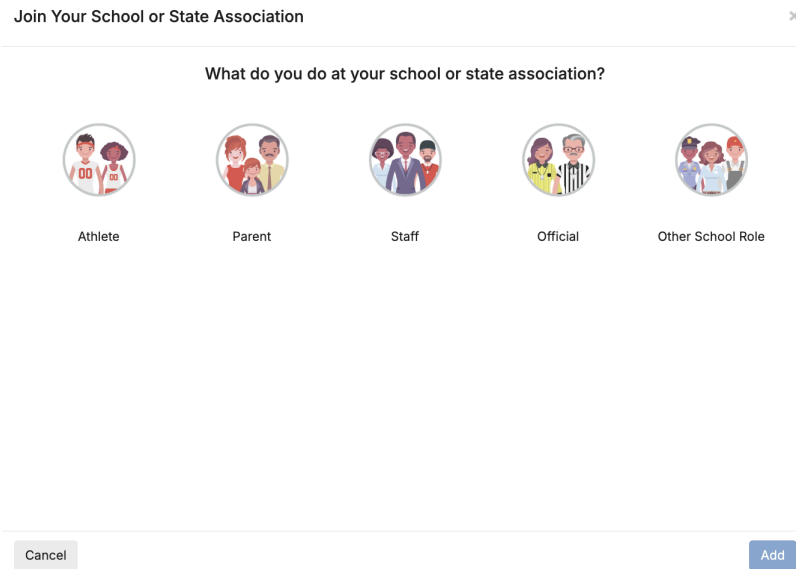
Do Not Accept

Accept

6. Hit the “Get Started” button on the window that appears next.



7. Choose “**Staff**” and click “Add”.



8. Choose “**Coach**” and click “Add”.

Join Your School or State Association



What do you do at your school or state association?



Principal



Superintendent



Athletic Director



Other Administrator



Coach



Athletic Trainer



Medical Staff



Assigner

Cancel

Add

9. Click “Add Coach.”

Join Your School or State Association



What do you do at your school or state association?



Coach

YOU ARE A HEAD COACH, ASSISTANT COACH, LEADER OF THE TEAM/ATHLETES.

Cancel

Add Coach

10. Choose “Delaware” even if you live in another state since this is for a Delaware school.

Join Your School or State Association



◀ Back

Pick your state.



Other



Alabama



Alaska



Arizona



Arkansas



California



Colorado



Connecticut



District of Columbia



Delaware



Florida



Georgia



Hawaii



Idaho



Illinois



Indiana

Cancel

Pick State

11. Search for your school by starting to type it out and then click “Join SCHOOL.”

Join Your School or State Association



[◀ Back](#)

Search for your school or state association. If you have a code, type it here.

[Need help?](#)

E.g. Hartselle High School, Alabama High School Athletic Association

Cancel




Join

12. Review your information and hit “Save”.

Joining **Your school will appear here** as Coach ✕
◀ Back

REVIEW YOUR INFORMATION

If this is correct, click "Save". If not click "Cancel".

	Your information will appear here
	
	
	Coach

Cancel

Save

13. Then click “Close.”

14. Click on “Complete your Registration.”

Eligibility Status for **Your information will appear here** 2024-
25

0%

My Information

Complete your Registration

15. Complete the three tasks that appear on the next page. If you don't want to share your home address, you can use your school address. Have a copy of your CPR card ready to go.

0 / 3 Completed

0%

Your information will appear here

Complete the following steps to be eligible to coach :

Update Medical & Demographic Info for 2024-25	Start
CPR Card	Start
Concussion in Sports	Start

16.