


TRACK & FIELD


STATE TRACK & FIELD CHAMPIONSHIPS



2022



Delaware Interscholastic Athletic Association



Thank You to our Sponsors!


REFUEL WITH CHOCOLATE MILK



Celebrating the inspirational individuals and landmark moments in the history of Title IX, and continuing to grow the educational and competitive opportunities for the future.



Please visit: www.nfhs.org/resources/title-IX



Promote the NFHS Title IX at 50 Campaign on Social Media Using #TitleIXat50

Facebook: @NFHS1920 | Twitter: @NFHS_Org | Instagram: @nfhs_org



DIAA 2021-2022 STANDING COMMITTEES

Sports Medicine Advisory Committee

Bradley Bley, DO, FAAP, RMSK, CSCS, ChairDelaware Orthopaedic Specialist
 Jeremie Axe, MDSouthern New Castle County
 Tom Beddow, ATCSt. Elizabeth High School
 Michael Axe, MDFirst State Orthopaedics
 Barbara CilentioSchool Nurse Representative
 Todd Fuhrmann, ATCIndian River High School
 Lori HoffmanSchool Nurse Representative
 Patrick Kane, MDSussex County
 Julie Moyer-Knowles, EDD, DPT, ATC, CVRSVice Chair, Pivot Physical Therapy
 Joseph (JT) Laws, DPTDover, DE
 Lynn Snyder-Mackler, PT, ScD, FAPTAUD Department of Education
 Mandy Minutola, ATCKent County
 Joe Straight, MDFirst State Orthopaedics



Sportsmanship Committee

Dave BaylorPublic Member
 Pete CelibertiOfficial
 Dr. James ConnorSt. Georges High School, Asst. Principal
 Fred DuffyPublic Member, Sussex County
 Todd Fuhrmann, ATCIndian River High School, AD
 Wade JonesPublic Member, Sussex County
 Pam LoveWilmington Christian, AD
 Brian MooreDOE Education Associate, School Climate
 Tommie NeubauerPublic Member, New Castle County
 Dr. Amelia HodgesPolytech Superintendent
 Joan SamoniskySanford, AD
 James SimmonsDepartment of Education
 Deb WindettGirls Lacrosse Committee Chair
 Barry ZehnderWilliam Penn High School, Asst. Principal



Officials Committee

Chris Muscara, ChairAppoquinimink High School, AD
 John BradyPublic Member, Sussex County
 Pete CelibertiOfficial
 Layne DrexelPublic Member, New Castle County
 Chris EddyThe Charter School of Wilmington, AD
 Jennifer Eckman-HaganOfficial
 Mike HartDAAD President, Salesianum, AD
 Patrick JonesSanford Assistant Athletic Director
 Chris NutterOfficial
 Nick PegelowSussex Tech, AD
 Mike RodriguezDept. of Education, Associate Secretary
 Vicki RhodesOfficial
 Matt SabolWilliam Penn High School, AD
 Kevin SmithCape Henlopen High School, AD
 Rodney SmithOfficial
 Joe ThompsonWilmington Friends School, Assistant AD



Rules and Regulations Committee

Dr. Matt DonovanSussex Tech High School, Principal
 Dr. Kevin FitzgeraldPublic Member
 Mike HartDAAD President
 Jeremy JeanneDE Military Academy, AD
 Pat JonesSanford Assistant Athletic Director
 Dr. Julie KnowlesMember, Sussex County
 David Nutter-MarvelCoach, Sussex Co
 Dr. Josette McCulloughAppoquinimink School District
 Mandy MinutolaAthletic Trainer, Kent Co
 Stephan OscarSussex Academy, Coach
 Eric StancellLaurel School District
 Michael TyndallLake Forest High School
 Mike WagnerDOE, Driver's Education
 Douglas ThompsonPublic Member, DIAA Board



Meet the Board of Directors

Board of Directors Officers

Chairperson: VACANT

Vice-Chairperson: Douglas Thompson

DIAA Staff

Donna Polk, Executive Director

Stephanie Mark, Coordinator of Interscholastic Athletics

TBA, Administrative Assistant



Board Members

Dr. Bradley Bley, D.O.	Medical Member
Michael Breeding	School Board Member, Woodbridge School District
Vetra Evans-Gunter	School Board Member, Smyrna School District
Dorrell Green	Superintendent, Red Clay Consolidated School District
Dr. Amelia Hodges	Superintendent, Polytech School District
Neal Ivan	Public Member, Sussex County
Dr. Sherry Kijowski	Principal, Caesar Rodney High School
Ted Laws	School Board Member, Colonial School District
Joseph Papili	President, St. Elizabeth High School
Raymond (Mark) Robinson	Athletic Director/Athletic Trainer, St. Georges Technical High School
Mike Rodriguez	Department of Education, Associate Secretary
Matthew W. Smith	Athletic Director, St. Mark's High School
Kevin T. Smith	Athletic Director, Cape Henlopen High School
Douglas Thompson	Public Member, New Castle County
Robert Watson, Jr.	Public Member, New Castle County

Track & Field Committee Members

Charles Pollard, Chair	Lake Forest High School
Mark Armstrong	Delaware Sports Club Official
Tim Bamforth	Cape Henlopen High School
Pat Castagno	Tatnall School
Jen Cawthern	Cape Henlopen High School
Jim Fischer	Ursuline Academy
Marnie Giunta	Padua Academy
Fred Johnson	Lake Forest High School
David Jones	Christiana High School
Kai Maull	Early College High School
Megan McClelland	Hodgson Vo-Tech High School
George Pepper	Public Member
Pat Pollock	State Rules Interpreter – Track and Field
Gordon Thomson	Newark High School



BOYS' TRACK & FIELD STATE CHAMPIONS - DIVISION I

Year	Champion (Head Coach)	Score	Runner-Up (Head Coach)
2021	Salesianum (Byrne)	160-98	Smyrna (Schafer)
2020	No Championship Due To COVID-19		
2019	Salesianum (Byrne)	95-89	Sussex Central (Cawthern)
2018	Dover (Soloman)	122-97.5	Salesianum (Gioffre)
2017	Dover (Soloman)	121-90	Salesianum (Gioffre)
2016	Salesianum (Losapio)	107.75-80.75	Dover (Solomon)
2015	Dover (Soloman)	127-81	William Penn (Hopkins)
2014	Caesar Rodney (Tucci)	92-82	Dover (Solomon)
2013	Caesar Rodney (Tucci)	107.5-98	Dover (Solomon)
2012	Salesianum (LoSapio)	113-107	Caesar Rodney (Tucci)
2011	Salesianum (LoSapio)	94-81	Charter School
2010	A.I. duPont (Lantz)	85-83	Charter School
2009	Christiana (Jones)	100-78	Newark
2008	Glasgow (Duncan)	88-70.33	Dover, Caesar Rodney
2007	Salesianum (Heiss)	122-114	St. Mark's
2006	Salesianum (Heiss)	101-95.5	Dover
2005	Salesianum (Heiss)	110-109	Newark
2004	Dover (Soloman)	94-86	Newark
2003	Salesianum (Heiss)	101-96	Dover
2002	William Penn Hopkins)	110-105	Salesianum (Heiss)
2001	Salesianum (Heiss)	97-77	Dover
2000	Christiana (Jones)	98.5-92	Salesianum (Heiss)
1999	Salesianum (Heiss)	128-99	William Penn
1998	Glasgow (Spence)	160-94	Dover
1997	Glasgow (Spence)	118-76	William Penn
1996	William Penn (Kelly)	96-92	Delcastle
1995	Dover (Henry)	94-90	Newark
1994	Salesianum (Heiss)	126-111.5	Glasgow
1993	Salesianum (Heiss)	110.5-79	Delcastle
1992	William Penn (Kelly)	128-75	Delcastle
1991	Salesianum (Heiss)	99-86	William Penn
1990	Delcastle (Anderson)	132-73	Dover
1989	Delcastle (Anderson)	146-71	Salesianum (Heiss)
1988	Delcastle (Anderson)	138-76	Casar Rodney
1987	Howard (Miller)	89-80	Delcastle
1986	Cape Henlopen (Degnan)	99-91	Delcastle
1985	Delcastle (Anderson)	150-78	Dover
1984	Howard (King)	88-66	Cape Henlopen
1983	Dickinson (Henry)	111-85	William Penn
1982	William Penn (Hershey)	69-68.5	Dover
1981	William Penn (Hershey)	92-82.5	Salesianum (Beattie)

BOYS' TRACK & FIELD STATE CHAMPIONS - DIVISION I (continued)

Year	Champion (Head Coach)	Score	Runner-Up (Head Coach)
1980	Dover (Neylan)	126-108	William Penn (Hollis)
1979	William Penn (Hershey)	114-85	Salesianum (Beattie)
1978	Wilmington (Henry)	107-71	Salesianum (Beattie)
1977	Wilmington (Henry) - North	119-98	Mt. Pleasant
	Dover (Neylan) - South	132-81	Christiana
1976	Dover (Neylan)	101-61.5	Milford
1975	Dover (Neylan)	97-96	Salesianum
1974	Salesianum (Beattie)	40-37	Wilmington
1973	Salesianum (Beattie)	51.5-37	Mt. Pleasant
1972	Salesianum (Beattie)	45-27	DeLaWarr
1971	Salesianum (Beattie)	58-43	Newark
1970	Mt. Pleasant (Crowther)	39-38.5	Seaford

GIRLS' TRACK & FIELD STATE CHAMPIONS - DIVISION I

Year	Champion (Head Coach)	Score	Runner-Up (Head Coach)
2021	Padua (Giunta)	186-99.5	Smyrna (Schafer)
2020	No Championship Due To COVID-19		
2019	Padua (Giunta)	163-140	Smyrna (Schafer)
2018	Padua (Giunta)	167-109.5	Smyrna (Schafer)
2017	Padua (Giunta)	184.5-125	Smyrna (Schafer)
2016	Padua (Giunta)	171.5-105.5	Smyrna (Schafer)
2015	Padua (Giunta)	199-76	Middletown
2014	Padua (Giunta)	192-85.5	Caesar Rodney (Tucci)
2013	Smyrna (Schafer)	114-108	Delcastle (Anderson)
2012	Cape Henlopen (Pepper)	98-93	Delcastle (Anderson)
2011	Cape Henlopen (Pepper)	91-84.5	Christiana
2010	Delcastle (Anderson)	112-65	Cape Henlopen
2009	Charter (Walker)	123.5-85	Delcastle
2008	Padua (Episcopo)	103-76	Charter School
2007	Padua (Episcopo)	135-105	Charter School
2006	Padua (Episcopo)	129-86	Charter School
2005	Glasgow (Madic)	102-79.3	Caesar Rodney
2004	Padua (Marini-Kain)	113-87	Brandywine
2003	Padua (Marini)	121-81	Brandywine
2002	Caesar Rodney (Berns)	131-81	Brandywine
2001	Caesar Rodney (Berns)	110-88.5	Brandywine
2000	Dover (Soloman)	118-114.3	Caesar Rodney
1999	Dover (Soloman), William Penn (Lambert)	96-83	Christiana
1998	Dover (Soloman)	73-68	William Penn

GIRLS' TRACK & FIELD STATE CHAMPIONS - DIVISION I (continued)

Year	Champion (Head Coach)	Score	Runner-Up (Head Coach)
1997	Glasgow (Madric)	110-85	Delcastle
1996	Glasgow (Madric)	116-100	Delcastle
1995	Delcastle (Anderson)	109-85	William Penn
1994	Dover (Soloman)	132.5-106	William Penn
1993	Dover (Soloman)	104-99	Caesar Rodney
1992	St. Mark's (Kraiss)	105-101	Dover
1991	Delcastle (Anderson)	68-59	Cape Henlopen
1990	Padua (Lambert)	102-93	Delcastle
1989	Delcastle (Anderson)	115-72	Christiana
1988	Padua (Lambert)	110-68	Delcastle
1987	Padua (Lambert)	109-105	William Penn
1986	Padua (Lambert)	116-84	William Penn
1985	Padua (Lambert)	85-80	William Penn
1984	Padua (Lambert)	110-73	Dover
1983	Padua (Lambert)	124-103	Concord
1982	Concord (Wood)	127-91	Dover
1981	St. Mark's (Kraiss)	92-85	Padua
1980	Caesar Rodney (Harris)	91.3-75	Padua (McPhee)
1979	Caesar Rodney (Harris)	80-61	Dover (Denbrock)
1978	Caesar Rodney (Harris)	80-51	Brandywine (Curtis)
1977	Caesar Rodney (Harris) - South	81-80	William Penn
	Concord (Wood) - North	88-71	Brandywine
1976	Concord (Wood)	73-60	Claymont
1975	Brandywine (Curtis)	36-31	Lake Forest
1974	St. Mark's (Kraiss)	50-15	Dover Air, Howard, Dover
1973	Dover (Johnson)	18-15	Dover Air

2021 DIAA Harry Roberts Scholar-Athlete Scholarship Winners

The DIAA Board of Directors is pleased to announce the winners of the 2021 DIAA/ Harry Roberts Senior Scholar-Athlete awards. The awards, named in recognition and memory of Dr. Harry Roberts former Superintendent of the Caesar Rodney School District and Chair of the DIAA Sportsmanship Committee, are presented annually and are based on student's academic, athletic and leadership achievements.

	<u>Females</u>	<u>Males</u>
First	Emma Fisher, Middletown High School	Jacob Bole, Caesar Rodney High School
Second	Stephanie Kulenguskey, Ursuline Academy	Spencer Zbranak, Sanford School
Third	Katherine Zabel, Sanford School	Declan Burke, Indian River High School

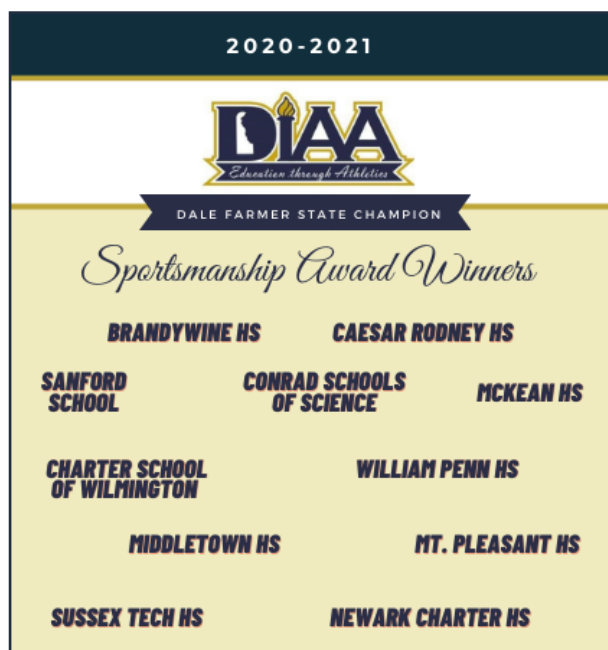
2020-2021 Dale Farmer State Champions in Sportsmanship Award Winners

"These schools truly embrace the philosophy of education based athletics and demonstrate exemplary sportsmanship by their behavior and actions", said Donna Polk, DIAA Executive Director. "We commend the Sportsmanship Committees of these schools that are constantly promoting the value of sportsmanship and supporting the mission of DIAA."

The 2020-2021 DIAA State Champions in Sportsmanship

Brandywine High School (5)
 Caesar Rodney High School (11)
 Charter School of Wilmington (8)
 Conrad School of Science (12)
 Middletown High School (5)
 McKean High School (12)
 Mt. Pleasant High School (5)
 Newark Charter School (6)
 Sanford School (10)
 Sussex Tech High School (15)
 William Penn High School (24)

(#) the number indicates the number of years that school has won the Award





CHRONOLOGY

prior to 1900

ATHLETIC ASSOCIATIONS WERE FORMED WITHIN DELAWARE SCHOOLS. ASSOCIATIONS WERE OPEN TO ANY STUDENTS WHO WANTED TO JOIN AND RUN BY STUDENTS WITH FACULTY GUIDANCE. DELAWARE'S ATHLETIC ASSOCIATION WAS RESTRUCTURED OR RENAMED SEVERAL TIMES OVER THE YEARS.

1946-1966

INTERSCHOLASTIC ATHLETICS WAS GOVERNED BY THE DELAWARE ASSOCIATION OF SECONDARY ADMINISTRATORS (DASA)

1966

DELAWARE SECONDARY SCHOOL ATHLETIC ASSOCIATION (DSSAA) WAS FORMED BECAUSE THE GROWTH OF INTERSCHOLASTIC ATHLETICS NECESSITATED A SEPARATE GOVERNING BODY

2002

DSSAA WAS DISSOLVED AND DIAA TOOK ITS PLACE WITH THE SAME GOALS, OBJECTIVES AND RESPONSIBILITIES. THE GENERAL ASSEMBLY REESTABLISHED DIAA UNDER THE DELAWARE DEPARTMENT OF EDUCATION

2021

36 STATE CHAMPIONS CROWNED

14 SPORT SPONSORED CHAMPIONS HIPS

300 COMMITTEE MEMBERS

22 COMMITTEES

63 HIGH SCHOOLS

62 MIDDLE SCHOOLS

3 FULL TIME STAFF MEMBERS

125 MEMBER SCHOOLS

20,000* STUDENT ATHLETES

*2020-2021 DATA

- DESIGNATED BY THE SECRETARY OF EDUCATION TO REGULATE AND OVERSEE THE CONDUCT OF INTERSCHOLASTIC ATHLETICS IN DELAWARE
- SELF-SUPPORTING UNIT OF THE DELAWARE DEPARTMENT OF EDUCATION (DOE)
- MEMBER OF THE NATIONAL FEDERATION OF STATE HIGH SCHOOL ATHLETIC ASSOCIATIONS (NFHS)
- GOVERNANCE STRUCTURE IS COMPRISED OF 6 STANDING COMMITTEES AND 18 SPORT COMMITTEES
- DIAA REPORTS TO THE DIAA BOARD OF DIRECTORS
- DIAA COMMITTEES ARE COMPRISED BY VOLUNTEERS
- 17 PRESEASON RULES CLINICS ARE CONDUCTED EVERY YEAR
- 1,000 REGISTERED SPORT OFFICIALS

THE FINAL WHISTLE? NOT SO FAST.

THE HIGH SCHOOLS IN YOUR STATE NEED NEW OFFICIALS!

- Give back to the sport you love
- Support the teenagers in your community
 - Earn extra income

Apply online at HighSchoolOfficials.com



VISIT

GRRTEESMSP.COM

YOUR SOURCE FOR OFFICIAL
DIAA EVENT APPAREL



FULL SERVICE
SCREEN PRINTING
AND EMBROIDERY

OFFICIAL SUPPLIER OF DIAA
STATE CHAMPIONSHIP APPAREL

MAJOR BRANDS
AVAILABLE

MARKETING SPECIAL
PROMOTIONS LLC





LEARNING CENTER
NFHSLearn.com



90+ Courses | 60+ Free

Coaches | Administrators | Officials | Performing Arts | Students | Parents

NFHSLearn.com Provides

- Education & professional development for the interscholastic community
- Tools to monitor course completion
- National certification programs
- Sport-specific courses for coaches and officials

15+ Million
Courses
Delivered

Fundamentals of Coaching



Concussion in Sports/
Concussion for Students



Sudden Cardiac Arrest



Protecting Students from Abuse



First Aid, Health and Safety




Implicit Bias



The Collapsed Athlete



Heat Illness Prevention



Courses available at NFHSLearn.com:

- ACL Injury Prevention
- Adjudicating Speech and Debate
- Afterschool Security
- Appearance and Performance Enhancing Drugs and Substances
- Band Safety
- Beginning Field Hockey Officiating
- Bullying, Hazing and Inappropriate Behaviors
- Captains Course
- Cheer and Dance Safety Certification
- Coaching Adapted Sports
- Coaching Baseball
- Coaching Basketball
- Coaching Boys Lacrosse
- Coaching Cheer and Dance
- Coaching Cross Country
- Coaching Diving
- Coaching Field Hockey
- Coaching Field Hockey: Goalkeeping
- Coaching Football
- Coaching Girls Lacrosse
- Coaching Golf
- Coaching Pole Vault
- Coaching Soccer
- Coaching Softball
- Coaching Swimming
- Coaching Tennis
- Coaching Track and Field
- Coaching Unified Sports
- Coaching Volleyball
- Coaching Wrestling
- Concussion for Students
- Concussion in Sports
- COVID-19 for Coaches and Administrators
- Engaging Effectively with Parents
- First Aid, Health and Safety
- Football Tackling
- Fundamentals of Coaching
- Hazing Prevention for Students
- Heat Illness Prevention
- Implicit Bias
- Interscholastic Music Event Management
- Interscholastic Officiating
- Introduction to Esports
- Introduction to Interscholastic Music
- Introduction to Pitch Smart
- Learning Pro: Homework Helper
- Learning Pro: Reading and Learning Strategies
- Learning Pro: Research Skills
- Learning Pro: Testing Tips
- Mental Training for Performance
- Middle School Sports
- Music Adjudication
- NCAA Eligibility
- Officiating Basketball
- Officiating Basketball: Crew of Three
- Officiating Basketball: Pregame
- Officiating Field Hockey
- Officiating Football
- Officiating Soccer: Fouls and Misconduct
- Officiating Soccer: Offside Rule
- Officiating Soccer: Pre-game Conference
- Officiating Swimming and Diving
- Officiating Track and Field
- Officiating Volleyball: Alignment
- Officiating Volleyball: Ball Handling
- Officiating Wrestling
- P.A. Announcing
- Play-by-Play Announcing
- Positive Parenting within School Programs
- Protecting Students from Abuse
- Social Media
- Social Media for Students
- Speech and Debate Event Management
- Sportsmanship
- Sports Nutrition
- Strength and Conditioning
- Student Mental Health and Suicide Prevention
- Sudden Cardiac Arrest
- Teaching and Modeling Behavior
- Teaching Sports Skills
- The Collapsed Athlete
- The New Music Parent
- The Parent Seat
- The Student Experience
- Theater Safety
- Title IX
- Umpiring Softball
- Understanding Copyright and Compliance
- Understanding Vaping and E-Cigarettes



National Federation of State
High School Associations



NFHS1920



@nfhs_org



@nfhs_org



C5

C6

C7

It's not like you can buy a new brain.



D5

D6

D7

The human brain is the last organ to fully develop, at around age 25. Nicotine in e-cigarettes can harm brain development and lead to addiction in youth and young adults. Let's protect our kids.

Learn how at www.CDC.gov/e-cigarettes





E5

E6

E7



U.S. Department of Health and Human Services
Centers for Disease Control and Prevention



E-cigarettes and Youth: What Parents Need to Know



WHAT ARE E-CIGARETTES?

Electronic cigarettes (e-cigarettes) are battery-powered devices that deliver nicotine, flavorings, and other ingredients to the user. Using e-cigarettes is sometimes called “vaping.” E-cigarettes do not create harmless “water vapor” – they create an aerosol that can contain harmful chemicals.

HOW MANY YOUTH ARE USING E-CIGARETTES?

- E-cigarettes have been the most commonly used tobacco product among U.S. youth since 2014.
- In 2020, CDC and FDA data showed that at least 3.6 million U.S. youth, including about 1 in 5 high school students and about 1 in 20 middle school students, used e-cigarettes in the past 30 days.

WHAT ARE THE RISKS FOR YOUTH?

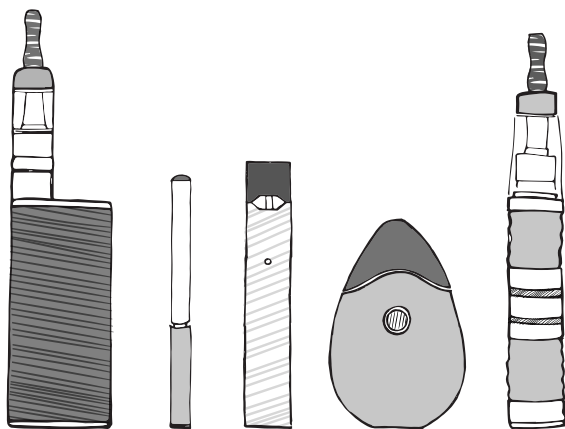
- Most e-cigarettes contain nicotine, which is highly addictive. Nicotine exposure during adolescence can:
 - » Harm brain development, which continues until about age 25.
 - » Impact learning, memory, and attention.
 - » Increase risk for future addiction to other drugs.
- Young people who use e-cigarettes may be more likely to go on to use regular cigarettes.
- Many e-cigarettes come in kid-friendly flavors – including mango, fruit, and crème – which make e-cigarettes more appealing to young people.
- E-cigarette aerosol is not harmless. It can contain harmful substances, including:
 - » Nicotine
 - » Cancer-causing chemicals
 - » Volatile organic compounds
 - » Ultrafine particles
 - » Flavorings that have been linked to lung disease
 - » Heavy metals such as nickel, tin, and lead





WHAT DO E-CIGARETTES LOOK LIKE?

- E-cigarettes come in many shapes and sizes. Some look like regular cigarettes, cigars, or pipes. Larger e-cigarettes such as tank systems – or “mods” – do not look like other tobacco products.
- Some e-cigarettes look like other items commonly used by youth, such as pens and other everyday items. New e-cigarettes shaped like USB flash drives are popular among youth, including JUUL and the PAX Era, which looks like JUUL and delivers marijuana.



WHAT CAN YOU DO AS A PARENT OR CAREGIVER?

As a parent or caregiver, you have an important role in protecting children from e-cigarettes.

- » Talk to your child or teen about why e-cigarettes are harmful for them. It’s never too late.
- » Set a good example by being tobacco-free.
- » Learn about the different shapes and types of e-cigarettes and the risks of e-cigarette use for young people at [CDC.gov/e-cigarettes](https://www.cdc.gov/e-cigarettes).

ABOUT USB FLASH DRIVE-SHAPED E-CIGARETTES

As a parent or caregiver, you may have heard about the use of USB flash drive-shaped e-cigarettes, including JUUL (pronounced “jewel”). JUUL is the top-selling e-cigarette brand in the United States.

JUUL is being used by students in schools, including in classrooms and bathrooms. JUUL’s nicotine liquid refills are called “pods.” According to the manufacturer, a single JUUL pod can contain as much nicotine as a pack of 20 regular cigarettes.

JUUL delivers nicotine in a new form called “nicotine salts,” which can make it less harsh on the throat and easier to use by youth. JUUL also comes in flavors that can appeal to youth.



FIRST STATE ORTHOPAEDICS

DELAWARE'S LEADER IN ADVANCED ORTHOPAEDICS

A Commitment to Excellence



Joseph J. Straight, M.D.

*Board Certified, CAQ - Sports
Medicine*

Board Certified - Family Medicine

Specializing in Non-Operative Orthopaedics

- Primary Care Sports Medicine, Occupational Medicine
- Fracture Care
- Orthobiologics - PRP/Stem Cells

Delaware Interscholastic Athletic Association

- Sports Medicine Advisory Committee

Medical Society of Delaware

- Immediate Past-President

University of Delaware

- Associate Professor Department of Physical Therapy

Wilmington University

- Head Team Physician



JEREMIE M. AXE, M.D.

*Board Certified - Orthopaedic
Surgery*

Dual Fellowship Trained

- Shoulder & Elbow (Harvard)
- Sports Orthopaedics (ASMI - Andrews)

Specializing in Shoulder, Knee and Elbow Injuries

- Sports, Trauma and Replacements
- Non-Operative and Operative Management

Delaware Interscholastic Athletic Association

- Sports Medicine Advisory Committee

University of Delaware

- Young Alumni of the Year - 2020
- College of Arts & Science Deans Advisory Council
- Affiliate Assistant Professor of Physical Therapy

Encompass Health Middletown

- President of Medical Staff
- Orthopaedic Program Director

Medical Society of Delaware

- Membership Committee
- Delaware Medical Education Foundation Committee

Orthopaedic Research & Education Foundation

- National Board of Trustees



FirstStateOrtho.com

LOCATIONS: NEWARK, SMYRNA, WILMINGTON

(302) 731-2888



Special Olympics Delaware offer multiple opportunities to be engaged in its Unified Champion Schools program, a national project partially funded by the U.S. Department of Education. Using participation in Sports as a foundation, School-Wide initiatives provide optimal opportunities for creating positive school climates and ensuring that all students, particularly those with intellectual disabilities, become part of the social fabric of the school. Special Olympics staff members guide schools through the process of starting, developing and maintaining their Unified Champion Schools program. We have found that the key ingredient for success is a faculty/staff member(s) motivated to make it happen.



YOUTH LEADERSHIP

Provide students with opportunities to join or create inclusive school clubs that provide leadership and/or significant roles for all involved.



WHOLE SCHOOL ENGAGEMENT

Introduce opportunities that promote whole-school engagement such as:

- Spread the Word Inclusion Campaign
- Cool Schools Polar Bear Plunge Challenge
- Pep Rally for your Special Olympics team, and other assemblies, fundraisers, etc. that promote school-wide inclusion
- Fans in the Stands



COMPETITIVE SPORTS

SODE Sports: Unified Sports, which are teams consisting of students with and without intellectual disabilities (Unified partners), or Traditional Sports, which are teams consisting of only students with intellectual disabilities.

Sports Seasons: Season includes practicing a minimum of once per week for a minimum of 8 weeks leading up to the competition.

- Fall (late September -- December): Bocce
- Spring (February -- April): Soccer Skills or Unified 5v5 Team Soccer

DIAA-SODE UNIFIED SPORTS (High Schools Only): Practices take place several times a week after school for the length of the high school season. Program is in partnership with the Delaware Interscholastic Athletic Association.

- Sports Offered: Flag Football (Fall), Basketball (Winter), and Track & Field (Spring)

Special Olympics Delaware

619 S. College Ave., Newark, DE 19716

Office: 302-831-4653 Fax: 302-831-3483 Email info@sode.org

www.sode.org

Created by the Joseph P. Kennedy Jr. Foundation for the benefit of persons with intellectual disabilities.

2022 DIAA T&F Championships

Meet Schedule

Friday Events

FIELD EVENTS

<u>Start Time</u>	<u>Event #</u>	<u>Event</u>	<u>Round</u>	<u>Entries</u>	<u>Flights</u>
3:00 PM	#23	Girls Pole Vault Division 2	Finals		
Follows D2 PV	#25	Girls Pole Vault Division 1	Finals		
3:00 PM	#13	Girls Long Jump Division 1	Finals		
Follows D1 LJ	#11	Girls Long Jump Division 2	Finals		
3:00 PM	#7	Girls Discus Throw Division 2	Finals		
Follows D2 Discus	#9	Girls Discus Throw Division 1	Finals		
3:00 PM	#14	Boys Long Jump Division 1	Finals		
Follows D1 LJ	#12	Boys Long Jump Division 2	Finals		
3:00 PM	#4	Boys Shot Put Division 1	Finals		
Follows D1 Shot	#2	Boys Shot Put Division 2	Finals		
3:00 PM	#22	Boys High Jump Division 1	Finals		
Follows D1 HJ	#20	Boys High Jump Division 2	Finals		

TRACK EVENTS

<u>Start Time</u>	<u>Event #</u>	<u>Event</u>	<u>Round</u>	<u>Entries</u>	<u>Sections</u>
3:00 PM	#71	Girls 4x800 Meter Relay Division 2	Finals		
3:15 PM	#73	Girls 4x800 Meter Relay Division 1	Finals		
3:30 PM	#72	Boys 4x800 Meter Relay Division 2	Finals		
3:50 PM	#74	Boys 4x800 Meter Relay Division 1	Finals		
4:10 PM	#31	Girls 100 Meter Hurdles Division 2	Prelims		
4:15 PM	#33	Girls 100 Meter Hurdles Division 1	Prelims		
4:20 PM	#32	Boys 110 Meter Hurdles Division 2	Prelims		
4:25 PM	#34	Boys 110 Meter Hurdles Division 1	Prelims		
4:30 PM	#27	Girls 100 Meter Dash Division 2	Prelims		
4:35 PM	#29	Girls 100 Meter Dash Division 1	Prelims		
4:40 PM	#28	Boys 100 Meter Dash Division 2	Prelims		
4:45 PM	#30	Boys 100 Meter Dash Division 1	Prelims		
4:50 PM	#55	Girls 3200 Meter Run Division 2	Finals		
5:05 PM	#57	Girls 3200 Meter Run Division 1	Finals		
5:20 PM	#56	Boys 3200 Meter Run Division 2	Finals		
5:35 PM	#58	Boys 3200 Meter Run Division 1	Finals		

Athlete Count:

=====

=====

Entry / Heat Totals:

2022 DIAA T&F Championships

Meet Schedule

Saturday Events

FIELD EVENTS

<u>Start Time</u>	<u>Event #</u>	<u>Event</u>	<u>Round</u>	<u>Entries</u>	<u>Flights</u>
9:30 AM	#6	Girls Shot Put Unified Sport	Finals		
		Follows Girls Unified Shot			
	#5	Boys Shot Put Unified Sport	Finals		
10:00 AM	#82	Girls Long Jump Unified Sport	Finals		
		Follows Girls Unified LJ			
	#5	Boys Long Jump Unified Sport	Finals		
10:30 AM	#3	Girls Shot Put Division 1	Finals		
		Follows D1 Shot			
	#1	Girls Shot Put Division 2	Finals		
11:00 AM	#24	Boys Pole Vault Division 2	Finals		
		Follows D2 PV			
	#26	Boys Pole Vault Division 1	Finals		
11:00 AM	#18	Boys Triple Jump Division 1	Finals		
		Follows D1 TJ			
	#16	Boys Triple Jump Division 2	Finals		
11:00 AM	#15	Girls Triple Jump Division 2	Finals		
		Follows D2 TJ			
	#17	Girls Triple Jump Division 1	Finals		
11:00 AM	#8	Boys Discus Throw Division 2	Finals		
		Follows D2 Discus			
	#10	Boys Discus Throw Division 1	Finals		
11:00 AM	#21	Girls High Jump Division 1	Finals		
		Follows D1 HJ			
	#19	Girls High Jump Division 2	Finals		
		Athlete Count:		====	====
		Entry / Heat Totals:			

TRACK EVENTS

<u>Start Time</u>	<u>Event #</u>	<u>Event</u>	<u>Round</u>	<u>Entries</u>	<u>Sections</u>
11:00 AM	#31	Girls 100 Meter Hurdles Division 2	Finals		
	#33	Girls 100 Meter Hurdles Division 1	Finals		
	#32	Boys 110 Meter Hurdles Division 2	Finals		
	#34	Boys 110 Meter Hurdles Division 1	Finals		
11:15 AM	#75	50 Meter Wheelchair Race Unified Sport	Finals		
	#27	Girls 100 Meter Dash Division 2	Finals		
	#29	Girls 100 Meter Dash Division 1	Finals		
	#28	Boys 100 Meter Dash Division 2	Finals		
	#30	Boys 100 Meter Dash Division 1	Finals		
	#76	Girls 100 Meter Dash Unified Sport	Finals		
	#77	Boys 100 Meter Dash Unified Sport	Finals		
11:30 AM	#63	Girls 4x200 Meter Relay Division 2	Finals		
	#65	Girls 4x200 Meter Relay Division 1	Finals		
	#64	Boys 4x200 Meter Relay Division 2	Finals		
	#66	Boys 4x200 Meter Relay Division 1	Finals		
	#76	COED 4x200 Meter Relay Unified Sport	Finals		
12:15 PM	#51	Girls 1600 Meter Run Division 2	Finals		
	#53	Girls 1600 Meter Run Division 1	Finals		
	#78	Girls 200 Meter Dash Unified Sport	Finals		
	#79	Boys 200 Meter Dash Unified Sport	Finals		
	#52	Boys 1600 Meter Run Division 2	Finals		

		#54	Boys 1600 Meter Run Division 1	Finals
1:15	PM	#59	Girls 4x100 Meter Relay Division 2	Finals
		#61	Girls 4x100 Meter Relay Division 1	Finals
		#60	Boys 4x100 Meter Relay Division 2	Finals
		#62	Boys 4x100 Meter Relay Division 1	Finals
		#83	COED 4x100 Meter Relay Unified Sport	Finals
1:55	PM	#43	Girls 400 Meter Dash Division 2	Finals
		#45	Girls 400 Meter Dash Division 1	Finals
		#44	Boys 400 Meter Dash Division 2	Finals
		#46	Boys 400 Meter Dash Division 1	Finals
		#81	Girls 400 Meter Dash Unified Sport	Finals
		#82	Boys 400 Meter Dash Unified Sport	Finals
2:20	PM	#39	Girls 300 Meter Hurdles Division 2	Finals
		#41	Girls 300 Meter Hurdles Division 1	Finals
		#40	Boys 300 Meter Hurdles Division 2	Finals
		#42	Boys 300 Meter Hurdles Division 1	Finals
2:45	PM	#47	Girls 800 Meter Run Division 2	Finals
		#49	Girls 800 Meter Run Division 1	Finals
		#48	Boys 800 Meter Run Division 2	Finals
		#50	Boys 800 Meter Run Division 1	Finals
3:15	PM	#35	Girls 200 Meter Dash Division 2	Finals
		#37	Girls 200 Meter Dash Division 1	Finals
		#36	Boys 200 Meter Dash Division 2	Finals
		#38	Boys 200 Meter Dash Division 1	Finals
4:00	PM	BREAK		
4:15	PM	#67	Girls 4x400 Meter Relay Division 2	Finals
		#69	Girls 4x400 Meter Relay Division 1	Finals
		#68	Boys 4x400 Meter Relay Division 2	Finals
		#70	Boys 4x400 Meter Relay Division 1	Finals

Athlete Count:

=====

=====

Entry / Heat Totals:

BOYS STATE MEET RECORDS**DIVISION I**

Event	Name(s)	School	FAT / H	Year
110M Hurdle	Eric Cannon	Delcastle	13.9	1985
300M Hurdles	Alonzo Wiggins	William Penn	37.29	1993
100 Meters	LeShon Collin	Glasgow	10.54	2012
200 Meters	LeShon Collins	Glasgow	21.37	2012
400 Meters	Daryl Shelton	Brandywine	47.56	2006
800 Meters	Bruce Harris	Dover	01:51.9	1984
1600 Meters/Mile	Jim Bray	Newark	4:16.4m	1972
3200 Meters	Brian Kelly	Concord	09:28.5	1982
High Jump	Rodney Smith	Cape Henlopen	6'10 1/2"	1984
Long Jump	Marquis Dendy	Middletown	24' 5 1/4"	2010
Triple Jump	Ryan Thomas	Milford	49' 3"	2013
Pole Vault	Michael Jensen	Appoquinimink	16'	2012
Shot Put	Chris White	William Penn	60' 5"	1999
Discus	William Brown	William Penn	179'10"	2001
4 X 100M Relay	Kyler Murray, Mike Mills	William Penn	42.14	2015
	Kamau Floyd, Chaison Tenkeang			
4 X 200M Relay	Kyler Murray, Mike Mills	William Penn	1:27.84	2015
	Kamau Floyd, Chaison Tenkeang			
4 X 400M Relay	Eric Trott, John Christopher,	Dover	3:19.4	1983
	Greg Demby, Tony Brown			
4 X 800M Relay	John Doyle, Chris Reith,	Brandywine	7:54.7	1984
	Rayvon Stokes, Tom Rogers			

DIVISION II

Event	Name(s)	School	FAT / H	Year
110M Hurdle	John Drummond	Polytech	14.35	2002
300M Hurdles	Charles Wulff	Hodgson	37.42	2012
100 Meters	Dayne Ross	Hodgson	10.64	1996
200 Meters	Edwin Rosembert	Howard	21.4	2017
400 Meters	Lamar Bruton	Howard	47.41	2012
800 Meters	Tyler Tate	Tatnall	1:53.15	2011
1600 Meters/Mile	Sam Parsons	Tatnall	4:14.47	2012
3200 Meters	Dan Foran	Mt. Pleasant	9:21.4	1983
High Jump	John Carroll	Tower Hill	6'11 ¹ / ₄ "	1981
Long Jump	Kai Maull	Cape Henlopen	23' 3"	97/98
Triple Jump	Mike Roberts	Tower Hill	49' 5 1/2"	1998
Pole Vault	Darwin Gibbons	Caravel	15' 0"	2010
Shot Put	Terry Thomas	Howard	61' 8 1/2"	1981
Discus	Terry Thomas	Howard	184' 6 1/2"	1981
4 X 100M Relay	Robert Green, Charles Taylor,	Howard	42.1	1983
	Ron Lott, Steve Brown			
4 X 200M Relay	Julian Brown, Ian Chege	Howard	01:29.0	2017
	Ajao Ayoyimika, Zaire Harmon			
4 X 400M Relay	Kyle Jones, Rue Tiller,	Howard	3:20.37	2011
	Lamar Bruton, Teron Evans			
4 X 800M Relay	Colton Takata, John Mascioli,	Archmere	8:04.49	2013
	Evan Guerin, Will McCarthy			

GIRLS STATE MEET RECORDS

DIVISION I

Event	Name(s)	School	FAT / H	Year
100M Hurdle	Rhondale Jones	Delcastle	14.32	1998
300M Hurdles	Jernail Hayes	Glasgow	42.31	2006
100 Meters	Daija Lampkin	Middletown	11.78	2016
200 Meters	Daiija Lampkin	Middletown	23.80	2016
400 Meters	Celina Emerson	Delcastle	55.41	2010
800 Meters	Vicki Huber	Concord	02:11.8	1984
1600 Meters/Mile	Vicki Huber	Concord	04:54.4	1985
3200 Meters	Lydia Oilvere	Padua	10:34.68	2016
High Jump	Shelley Talbert	Glasgow	5'7"	1993
Long Jump	Shana Hairston	Dickinson	18' 7 1/4"	1998
	Ravon Luckett	Smyrna	18' 7 1/4"	2013
Triple Jump	Krystina Muhammad	Newark	38' 7"	2008
Pole Vault	Ashley Bailey	Middletown	12' 0"	2014
Shot Put	Ashley Muschiatti	Padua	43' 0"	2014
Discus	Myrissa McFolling-Young	Smyrna	139' 11"	2017
4 X 100M Relay	Dana Fletcher, Edith Lewis, Regina Century, Genelle Fletcher	William Penn	48.54	1998
	Kristina Viamantie, Javonna Dickerson Krystal Casseus, Alexis Reeves			
4 X 200M Relay	Shayla Baine, Sonya Washam Stacey Williams, Connie Ellerbe	William Penn	03:53.3	1986
	Lindsay Prettyman, Emily Frydrych, Kasey Prettyman, Elizabeth King			
4 X 400M Relay	Lindsay Prettyman, Emily Frydrych, Kasey Prettyman, Elizabeth King	St. Mark's	9:21.61	2010

DIVISION II

Event	Name(s)	School	FAT / H	Year
110M Hurdle	Beth Webster	Sanford	14.20	1986
300M Hurdles	Zanora Berry	Hodgson	43.57	1995
100 Meters	Maiya Dendy	Padua	11.68	2013
200 Meters	Maiya Dendy	Padua	23.97	2013
400 Meters	Myra Wanamaker	Howard	55.55	2012
800 Meters	Reagan Anderson	Tatnall	2:11.10	2012
1600 Meters/Mile	Haley Pierce	Tatnall	4:51.66	2011
3200 Meters	Haley Pierce	Tatnall	10:37.94	2011
High Jump	Tisha Milligan	Seaford	5' 6"	1988
	Tyresa Smith	Polytech	5' 6"	2001
Long Jump	Micaiah Dendy	St. George's	18' 5 1/2"	2016
Triple Jump	Micaiah Dendy	St. George's	38' 2"	2016
Pole Vault	Kelly Strickland	Caravel	10' 6"	2006
Shot Put	Christina Hillman	St. Thomas More	42' 3"	2011
Discus	Brianna Kennedy	Caravel	144' 5"	2007
4 X 100M Relay	Taiwo Akojie, Kehinde Akojie, Taybaton Jailoh, Cionna Keys	Christiana	49.3	2012
	Esha Wanamaker, Jazmen Dean, Peije Rollins, Tanissa Britt			
4 X 200M Relay	Jacki D'Amico, Haley Lucey Angie Spadaccini, Maiya Dendy	Padua	3:57.77	2013
	Katie Buenaga, Carly Simmons,			
4 X 400M Relay	Katie Buenaga, Carly Simmons,	Tatnall	9:25.52	2008

2022 DIAA State Track & Field Championships - 5/20/2022 to 5/21/2022

Dover High School
Meet Program - Friday**Event 23 Girls Pole Vault Division 2**

Pos	Name	Yr	School	Seed Mark
Flight 1 of 1 Finals				
1	Hovington, Darrianna	10	Lake Forest	6-06.00
2	Minner, Samantha	11	St. Mark's H	7-00.00
3	Arendall, Anave	9	Lake Forest	7-00.00
4	Malgiero, Ava	9	St. Mark's H	7-00.00
5	Robinson, Grace	10	Indian River	7-06.00
6	Mayo, Ashira	12	Alexis I. Du	7-06.00
7	Maguire, Sophie	12	Ursuline Aca	10-09.00

Event 25 Girls Pole Vault Division 1

Pos	Name	Yr	School	Seed Mark
Flight 1 of 1 Finals				
1	Harrison, Tage	10	Middletown H	7-00.00
2	Mosley, Trinity	11	Caesar Rodne	7-00.00
3	Rhue, Brooke	9	Cape Henlope	7-00.00
4	Yiengst, Cassidy	10	Polytech Hig	7-00.00
5	Sabanayagam, Eve	9	Polytech Hig	7-06.00
6	Radziewicz, Christen	11	Caesar Rodne	7-06.00
7	Davis, Angelina	10	Middletown H	7-06.00
8	Ashton, Kayla	9	Milford High	8-00.00
9	Bowman, Addison	9	Cape Henlope	8-00.00
10	Campbell, Marianna	11	Charter Scho	8-00.00
11	Morrone, Brynn	12	Padua Academ	8-00.00
12	Willey, Kassidy	12	Milford High	8-06.00
13	Mankus, Lydia	12	St. Georges	9-00.00
14	Duke, Brooke	11	Smyrna High	9-00.00
15	Talamini-Kelemen, Elizabeth	10	Polytech Hig	9-09.00
16	Cholewa, Abby	11	Caesar Rodne	10-00.00
17	Walsh, Elce	9	Padua Academ	11-00.00

Event 13 Girls Long Jump Division 1

Pos	Name	Yr	School	Seed Mark
Flight 1 of 2 Finals				
1	Hammack, Timarah	10	Caesar Rodne	15-02.50
2	Ramos, Elaina	9	Dover High S	15-03.75
3	Thompson, Paige	12	Milford High	15-04.00
4	Surratt, Kaliah	11	Appoquinimin	15-06.00
5	Duffie, Moriah	9	Milford High	15-06.75
6	Jones, Kymoria	11	Delcastle Hi	15-08.00
7	Owusu-Nti, Hannaian	12	Dover High S	15-09.00
8	Stella, Claire	12	Charter Scho	16-01.00
Flight 2 of 2 Finals				
1	Rogers, Amaris	11	Smyrna High	16-04.00
2	Mack, Brianna	11	Polytech Hig	16-07.00
3	Talamini-Kelemen, Elizabeth	10	Polytech Hig	16-07.00
4	Crews, Kailah	10	Smyrna High	16-11.00
5	Earnest, Mekiyah	10	Padua Academ	17-01.00
6	Davis, Angelina	10	Middletown H	17-02.00
7	Balon, Juliana	10	Padua Academ	17-10.00
8	Reid, Bre	12	Sussex Centr	18-09.50

Event 11 Girls Long Jump Division 2

Pos	Name	Yr	School	Seed Mark
Flight 1 of 2 Finals				
1	Arendall, Anave	9	Lake Forest	14-06.50
2	Giorgianni, Gia	10	Archmere Aca	14-07.00
3	Barnes, Abigail	8	Newark Chart	14-07.25
4	Kelly, Claire	9	Ursuline Aca	14-09.00
5	Harker-Brown, Bria	9	Howard Tech	15-00.50
6	Tatasciore, Ava	11	Tower Hill S	15-02.00
7	Allen, Amira		Early College H	15-06.25
8	Valcin, Melissa	12	Lake Forest	15-07.00
Flight 2 of 2 Finals				
1	Tanner, Karen	9	Conrad Schoo	16-01.00
2	Hess, Kaitlyn	12	Delaware Mil	16-03.00
3	Gramiak, Margo	12	Wilmington F	16-09.00
4	McKenna, Isabella	12	St. Mark's H	16-10.00
5	Hernandez, Ariana	9	Tatnall	16-11.00
6	Montgomery, Arianna	8	Tatnall	17-10.00
7	Tarlue, Alexis	10	Tatnall	18-03.00
8	McGonigle, Danni	11	St. Mark's H	18-06.50

Event 7 Girls Discus Throw Division 2

Pos	Name	Yr	School	Seed Mark
Flight 1 of 2 Finals				
1	Belle, Adriana	10	Odessa High	78-03
2	Minor, Simone	12	Tatnall	78-09
3	Ipapa, Victoria	9	Archmere Aca	79-01
4	Shingler, Mackenzie	11	Christiana H	83-08
5	Williams, Destiny	10	Caravel Acad	83-11
6	Bey, Najwa	11	McKean (Thom	84-03
7	Emedoh, Chinwendu	11	Archmere Aca	86-01
8	Smith, Tasia	10	Lake Forest	86-02
Flight 2 of 2 Finals				
1	MacNamara, Giada	11	Delaware Mil	88-09
2	Parsell, Grayson	12	Lake Forest	92-07
3	Weaver, Alanah	11	Archmere Aca	92-09
4	Palm, Anna	12	St. Mark's H	98-02
5	Foresta, Elena	11	St. Mark's H	100-05
6	Hickman, Kirja	10	Lake Forest	113-03.50
7	Paoella, Gabrielle	11	Ursuline Aca	120-10
8	Hessler, Sarah	12	St. Mark's H	122-10

Event 9 Girls Discus Throw Division 1

Pos	Name	Yr	School	Seed Mark
Flight 1 of 2 Finals				
1	Savage, Sa'ni	11	Middletown H	79-04
2	Raber, Carys	10	Caesar Rodne	80-04
3	Appiah, Gabrielle	12	Newark High	81-00
4	Henry, Myonnah	9	Hodgson Vo-T	83-09
5	Earnest, Mekiyah	10	Padua Academ	83-10
6	Bishop, Riley	11	Polytech Hig	86-03
7	Zaza, Zaeleya	12	Smyrna High	86-05
8	Deatrick, Claire	11	Middletown H	89-08

2022 DIAA State Track & Field Championships - 5/20/2022 to 5/21/2022

Dover High School

Meet Program - Friday

Flight 2 of 2 Finals...(Event 9 Girls Discus Throw Division 1)

1	Frick, Alexa	10	Padua Academ	89-09
2	Glenn-Russum, Roarie	10	Smyrna High	96-08
3	Bledsoe, Cailyn	11	Cape Henlope	98-03.50
4	Cooper, Simone	10	Middletown H	102-02
5	Archambault, Hailey	11	Cape Henlope	102-04
6	Lenhart, Tabitha	11	Milford High	104-09
7	Hill, Aniya	10	Caesar Rodne	110-08
8	Hairston, Rhythm	12	Mount Pleasa	128-11

Event 14 Boys Long Jump Division 1

Pos	Name	Yr	School	Seed Mark
-----	------	----	--------	-----------

Flight 1 of 2 Finals

1	Powell, Robert	11	Middletown H	20-02.25
2	Adams, Mason	11	Smyrna High	20-04.00
3	Laguerre, Jayvon	12	Milford High	20-05.00
4	James, Maurki	11	Cape Henlope	20-06.50
5	Portale, Jake	10	Salesianum S	20-08.25
6	Guido, Dom	11	Caesar Rodne	20-08.75
7	Zamara, Nick	11	Appoquinimin	20-09.00
8	DelliCompagni, Anthony	11	Salesianum S	20-11.00

Flight 2 of 2 Finals

1	Stokes, Andrew	11	Salesianum S	20-11.00
2	Williams, Elijah	10	Smyrna High	21-02.00
3	Burke, Amari	10	St. Georges	21-02.50
4	Henry, PJ	11	Sussex Centr	21-04.00
5	Powell-Holloman, Munir	12	Dover High S	21-08.00
6	Demoe, Devin	12	Smyrna High	21-09.00
7	Mauricette, Yougendy	11	Sussex Techn	22-02.00
8	Kilby, Jakwon	10	Dover High S	22-07.00

Event 12 Boys Long Jump Division 2

Pos	Name	Yr	School	Seed Mark
-----	------	----	--------	-----------

Flight 1 of 2 Finals

1	Griffin, Nyzeir	11	Brandywine H	19-02.00
2	Connor, Shiloh	12	Wilmington F	19-06.75
3	Hall, Josh	11	Tower Hill S	19-07.25
4	Mackall, Carlos	11	Delaware Mil	19-09.00
5	Hollingsworth, De'Mere	12	Howard Tech	19-10.50
6	Hall, Dalton	12	Indian River	20-00.00
7	Pietlock, Dominick	11	Tower Hill S	20-00.50
8	Hamlin, Vandrick	10	Caravel Acad	20-01.00

Flight 2 of 2 Finals

1	Dohl, Chad	10	St. Mark's H	20-06.00
2	Pressely, Shamel	12	Lake Forest	20-11.75
3	Mottas, Andre	12	Brandywine H	20-11.75
4	Merise, Carly	12	Sussex Acade	21-00.50
5	White, Jabri	12	St. Mark's H	21-02.75
6	Dockery, Donte	11	Alexis I. Du	21-03.00
7	Maister, Jack	10	Archmere Aca	21-03.50
8	Hall, Hayden	11	Indian River	23-02.00

Event 4 Boys Shot Put Division 1

Pos	Name	Yr	School	Seed Mark
-----	------	----	--------	-----------

Flight 1 of 2 Finals

1	Cheaton, Ryan	12	Middletown H	41-03.00
2	Lewis, Malaki	12	Cape Henlope	41-09.00
3	Balde, Tahirou	11	Caesar Rodne	42-01.50
4	Pitts, Tyler	11	Caesar Rodne	42-03.00
5	Buttridge, Tyler	11	Sussex Centr	42-06.00
6	Harris-Miller, Kody	12	Middletown H	42-08.50
7	Umoh, Uduak	12	Appoquinimin	42-11.00
8	Sample, Jamir	10	Sussex Centr	43-11.50

Flight 2 of 2 Finals

1	White, KeShawn	12	Milford High	44-09.00
2	Kilby, James	12	Dover High S	45-00.00
3	Moore-Bridgell, Kevon	10	Sussex Centr	45-05.50
4	Benson, Tony	12	Dover High S	47-02.00
5	Dzik, Jason	12	Salesianum S	49-06.50
6	Archer, Tyree	11	Smyrna High	49-08.00
7	McDermott, Courtney	11	Mount Pleasa	51-07.00
8	Gulotti, Chris	12	Salesianum S	52-01.50

Event 2 Boys Shot Put Division 2

Pos	Name	Yr	School	Seed Mark
-----	------	----	--------	-----------

Flight 1 of 2 Finals

1	Goodman, Stephen	11	St. Elizabet	39-10.00
2	Morda, Nate	11	Archmere Aca	39-10.00
3	Spencer, Calif	11	Lake Forest	40-03.75
4	Boyd, Ja'Mari	11	Alexis I. Du	41-06.50
5	Barkley, Marcus	11	Howard Tech	42-00.75
6	Taylor, Carl	11	St. Elizabet	42-03.50
7	Sullivan, Connor	9	Delaware Mil	42-04.75
8	Parker-Cannon, Jacques	12	Laurel High	43-02.50

Flight 2 of 2 Finals

1	Hall, Dalton	12	Indian River	44-02.00
2	Green, Andre	12	St. Elizabet	44-03.00
3	Crosby, Ahmir	12	Brandywine H	45-06.00
4	Gbena, Derick	12	Christiana H	45-09.50
5	Lee, Trevis	11	Dickinson (J	47-07.25
6	Watson, Luke	11	St. Mark's H	48-05.50
7	Grillo, Vincent	11	Tower Hill S	49-02.75
8	Highland, Vaughn	12	St. Mark's H	54-07.50
9	Diossi, Max	12	St. Mark's H	55-00.00

2022 DIAA State Track & Field Championships - 5/20/2022 to 5/21/2022

Dover High School
Meet Program - Friday**Event 22 Boys High Jump Division 1**

Pos	Name	Yr	School	Seed Mark
Flight 1 of 1 Finals				
1	Williams, Thomas	11	Sussex Centr	5-10.00
2	Davenport, Kyle	11	Middletown H	5-10.00
3	Volpe, Dominick	10	Appoquinimin	5-10.00
4	Osei-Tawiah Jr, Godson	11	St. Georges	5-10.00
5	Cerf, William	11	Cape Henlope	5-10.00
6	Etienne, Mishandray	12	Dover High S	5-10.00
7	Hart, Stephen	9	Cape Henlope	6-00.00
8	Gusciora, Benjamin	10	Milford High	6-00.00
9	Jones, Admodrion	12	Delcastle Hi	6-00.00
10	Esparra, Jose	12	William Penn	6-00.00
11	Mansfield, Keishawn	11	Cape Henlope	6-00.00
12	Laguerre, Jayvon	12	Milford High	6-02.00
13	Ranford, Lance	12	Dover High S	6-02.00
14	Saintphard, Donald	11	Sussex Techn	6-02.00
15	Wing, Micah	12	Salesianum S	6-04.00
16	Demoe, Devin	12	Smyrna High	6-05.00

Event 20 Boys High Jump Division 2

Pos	Name	Yr	School	Seed Mark
Flight 1 of 1 Finals				
1	Spencer, Calif	11	Lake Forest	5-08.00
2	Hollingsworth, De'Mere	12	Howard Tech	5-08.00
3	Mackall, Carlos	11	Delaware Mil	5-08.00
4	Tucci, Bryce	11	St. Mark's H	5-08.00
5	Hall, Hayden	11	Indian River	5-08.00
6	Pressely, Shamel	12	Lake Forest	5-10.00
7	Earl, Jordan	10	Odessa High	5-10.00
8	Soto, Ismael	10	Brandywine H	5-10.00
9	Parker, Dallas	11	Alexis I. Du	6-00.00
10	Downing, Earl	11	Lake Forest	6-02.00
11	Roberts, Kairon	11	Laurel High	6-04.00
12	Bliely, Jackson	12	Brandywine H	6-04.00

Event 71 Girls 4x800 Meter Relay Division 2

Lane	Team	Relay	Seed Time
Section 1 of 1 Finals			
1	Conrad Schoo		9:37.45
2	Tatnall		9:41.19
3	Archmere Aca		9:54.87
4	St. Mark's H		10:15.32
5	Sussex Acade		10:33.00
6	Tower Hill S		10:40.88
7	Ursuline Aca		10:47.36
8	Newark Chart		11:03.90
9	Lake Forest		11:04.00
10	Delaware Mil		11:36.98
11	Brandywine H		12:14.99
12	Howard Tech		12:36.65

Event 73 Girls 4x800 Meter Relay Division 1

Lane	Team	Relay	Seed Time
Section 1 of 1 Finals			
1	Padua Academ		9:22.24
2	Appoquinimin		9:52.32
3	Charter Scho		9:56.87
4	Cape Henlope		9:59.00
5	Caesar Rodne		10:22.00
6	Dover High S		10:42.00
7	Smyrna High		10:48.00
8	Polytech Hig		10:59.00
9	Milford High		11:08.00
10	Mount Pleasa		11:36.60
11	Sussex Centr		11:46.39
12	Delcastle Hi		11:49.82

Event 72 Boys 4x800 Meter Relay Division 2

Lane	Team	Relay	Seed Time
Section 1 of 2 Finals			
1	Sussex Acade		9:17.83
2	Brandywine H		9:20.90
3	Lake Forest		9:23.87
4	Wilmington F		9:28.48
5	Caravel Acad		9:30.56
6	Odessa High		9:32.51
7	Wilmington C		9:41.32
8	St. Elizabet		9:47.32
9	Laurel High		10:00.00
10	Howard Tech		10:02.75
11	Woodbridge H		10:29.00
Section 2 of 2 Finals			
1	Tatnall		8:02.51
2	Tower Hill S		8:39.74
3	Newark Chart		8:42.79
4	Alexis I. Du		8:45.49
5	Conrad Schoo		8:46.72
6	Concord High		8:47.56
7	St. Mark's H		8:48.72
8	Delaware Mil		8:49.77
9	Archmere Aca		8:54.68
10	Indian River		8:58.20
11	Dickinson (J		8:58.94

2022 DIAA State Track & Field Championships - 5/20/2022 to 5/21/2022

Dover High School
Meet Program - Friday**Event 74 Boys 4x800 Meter Relay Division 1**

Lane	Team	Relay	Seed Time
Section 1 of 1 Finals			
1	Salesianum S		8:08.69
2	Cape Henlope		8:13.32
3	Appoquinimin		8:18.58
4	Polytech Hig		8:21.60
5	Middletown H		8:21.70
6	Caesar Rodne		8:31.72
7	Charter Scho		8:31.96
8	Smyrna High		8:33.35
9	Dover High S		8:41.12
10	Mount Pleasa		8:58.57
11	Sussex Centr		8:59.14
12	Hodgson Vo-T		8:59.67
13	St. Georges		9:03.14
14	Newark High		9:53.12
15	Delcastle Hi		10:42.00

Event 31 Girls 100 Meter Hurdles Division 2**8 Advance: Top 1 Each Heat plus Next 6 Best Times**

Lane	Name	Yr	School	Seed Time
Heat 1 of 2 Prelims				
1	Deery, Sydney	11	Indian River	18.64
2	Gramiak, Margo	12	Wilmington F	17.48
3	Hitchens, Icyss	11	Archmere Aca	16.86
4	Tarlue, Alexis	10	Tatnall	15.99
5	Drummer, Paris	10	Lake Forest	16.67
6	Mariano, Alayna	12	St. Mark's H	17.33
7	Brown-Pierce, Ca'Mi	9	Howard Tech	18.50
8	Asare, Yaa	11	Alexis I. Du	18.92

Heat 2 of 2 Prelims

1	Yekpe, Sheryl-Oriane	12	Howard Tech	18.66
2	Deely, Brighid	12	Ursuline Aca	17.93
3	Durham, Giovanna	9	Brandywine H	17.27
4	Almonte, Gabrielle	12	Lake Forest	16.00
5	McGonigle, Danni	11	St. Mark's H	16.26
6	Minner, Samantha	11	St. Mark's H	17.30
7	Miller, Tatiana	12	Alexis I. Du	18.20
8	Karneh, Maimah	10	Howard Tech	18.87

Event 33 Girls 100 Meter Hurdles Division 1**8 Advance: Top 1 Each Heat plus Next 6 Best Times**

Lane	Name	Yr	School	Seed Time
Heat 1 of 2 Prelims				
1	Patterson, Laurel	10	Caesar Rodne	18.47
2	Kellem, Alyssa	11	Sussex Techn	17.29
3	Turpin, Denise	12	Smyrna High	15.66
4	Davis, Jamyla	11	Dover High S	14.92
5	Duke, Brooke	11	Smyrna High	15.55
6	Becker, Cassidy	12	Padua Academ	16.94
7	Prempeh, Kwamela	10	Delcastle Hi	18.38
8	Louis, Ashley	11	Polytech Hig	19.22

Heat 2 of 2 Prelims

1	Dawicki, Raegan	9	Caesar Rodne	18.74
2	Howard, Helena	9	Padua Academ	17.91
3	Simms, Lyee	11	St. Georges	15.72
4	Curtis, Sophia	10	Padua Academ	15.07
5	Crews, Kailah	10	Smyrna High	15.41
6	Henry, Taya	11	Delcastle Hi	16.40
7	Hammack, Timarah	10	Caesar Rodne	18.14
8	Laroche, Soleil	10	Appoquinimin	19.10

Event 32 Boys 110 Meter Hurdles Division 2**8 Advance: Top 1 Each Heat plus Next 6 Best Times**

Lane	Name	Yr	School	Seed Time
Heat 1 of 2 Prelims				
1	Savage, Tyair	11	Alexis I. Du	18.13
2	McGrellis, Declan	12	Lake Forest	17.14
3	Tucci, Bryce	11	St. Mark's H	15.76
4	Brickman, Cole	11	Indian River	14.68
5	Parker, Dallas	11	Alexis I. Du	15.53
6	Jackson, Eric	11	Woodbridge H	16.74
7	Noel, Omar	11	Dickinson (J	17.44
8	Cross, Xavier	12	Brandywine H	18.97

Heat 2 of 2 Prelims

1	Cordivano, Bernard	11	Lake Forest	18.14
2	Guariano, Matt	10	Archmere Aca	17.37
3	Malawi, Darien	12	Concord High	15.78
4	Morris, Jalen	12	Lake Forest	14.80
5	Holston, Brett	12	Laurel High	15.44
6	Wright, Jalen	11	Alexis I. Du	16.45
7	Ganfield, Mason	9	Archmere Aca	17.38
8	Kittila, Alex	10	Tower Hill S	18.44

Event 34 Boys 110 Meter Hurdles Division 1**8 Advance: Top 1 Each Heat plus Next 6 Best Times**

Lane	Name	Yr	School	Seed Time
Heat 1 of 2 Prelims				
1	Cornick, Michael	12	William Penn	16.39
2	James, Isaiah	11	Smyrna High	15.87
3	Latham, Michael	10	Middletown H	15.37
4	Mauricette, Yougendy	11	Sussex Techn	14.11
5	Williams, Elijah	10	Smyrna High	15.25
6	Small, John	12	Cape Henlope	15.64
7	Wallace, Matthew	11	Middletown H	16.36
8	Mishra, David	12	Salesianum S	17.24

Heat 2 of 2 Prelims

1	Lupinek, Jack	11	Appoquinimin	16.92
2	Cerf, William	11	Cape Henlope	16.24
3	Kilby, Jakwon	10	Dover High S	15.44
4	Mathis, Amari	12	Salesianum S	15.12
5	Harris, Anthony	12	Middletown H	15.24
6	Henry, PJ	11	Sussex Centr	15.44
7	Williams, Craig	12	Caesar Rodne	16.30
8	Tyrell, Lawrence	12	Smyrna High	17.12

2022 DIAA State Track & Field Championships - 5/20/2022 to 5/21/2022

Dover High School

Meet Program - Friday

Event 27 Girls 100 Meter Dash Division 2**8 Advance: Top 1 Each Heat plus Next 6 Best Times**

Lane	Name	Yr	School	Seed Time
------	------	----	--------	-----------

Heat 1 of 2 Prelims

1	McClain, Amonie	10	Howard Tech	13.15
2	Donovan, Alexis	9	St. Mark's H	13.06
3	Roberts, Lauren	12	Newark Chart	12.93
4	Smith, Kennedy	8	Caravel Acad	12.34
5	Young, Cierra	12	Lake Forest	12.73
6	Blake, Aniyah	11	Indian River	13.04
7	Glanz, Erin	11	Conrad School	13.14
8	Dennis, Madison	10	Tower Hill S	13.29

Heat 2 of 2 Prelims

1	Williams, Autumn	11	Concord High	13.24
2	Curry, Deja	12	Howard Tech	13.11
3	Henry, Gabby	11	Archmere Aca	12.94
4	Montgomery, Arianna	8	Tatnall	12.46
5	Donovan, Arianna	9	St. Mark's H	12.70
6	Sudler-Brooks, Samiah	12	Ursuline Aca	13.01
7	Sadler, Mazan'i	9	Howard Tech	13.14
8	Ferris, Ella	11	St. Elizabet	13.25

Event 29 Girls 100 Meter Dash Division 1**8 Advance: Top 1 Each Heat plus Next 6 Best Times**

Lane	Name	Yr	School	Seed Time
------	------	----	--------	-----------

Heat 1 of 2 Prelims

1	Anderson, Nakela	9	Delcastle Hi	13.27
2	Crews, Kailah	10	Smyrna High	12.97
3	Kelsic, Tatiana	11	Sussex Centr	12.64
4	Balon, Juliana	10	Padua Academ	12.09
5	Mazzeo, Jane	11	Padua Academ	12.63
6	Henry, Ny'Ajah	10	Sussex Techn	12.95
7	Robinson, LaNiya	11	Milford High	13.23
8	Roscetti, Marisa	11	Middletown H	13.36

Heat 2 of 2 Prelims

1	Robinson, LaNeja	11	Milford High	13.33
2	Barrett, Syllest	11	Caesar Rodne	13.04
3	Smith, Aaliyah	11	Caesar Rodne	12.84
4	Gore, Jayla	12	William Penn	12.54
5	Ferrell, Anaeja	12	St. Georges	12.58
6	Davis, Jamilya	11	Dover High S	12.94
7	Giles, Malasia	9	Delcastle Hi	13.14
8	Greene, Zion	9	Polytech Hig	13.34

Event 28 Boys 100 Meter Dash Division 2**8 Advance: Top 1 Each Heat plus Next 6 Best Times**

Lane	Name	Yr	School	Seed Time
------	------	----	--------	-----------

Heat 1 of 2 Prelims

1	Addo, Dylan	12	Archmere Aca	11.44
2	Miller, Razahn	11	Brandywine H	11.31
3	Merise, Carly	12	Sussex Acade	11.24
4	Morris, Jalen	12	Lake Forest	10.94
5	Benson, Quasim	11	St. Elizabet	11.16
6	Dixon, Donovan	10	Caravel Acad	11.26
7	Pietlock, Dominick	11	Tower Hill S	11.37
8	Ramirez, Giovanni	10	McKean (Thom)	11.47

Heat 2 of 2 Prelims

1	Dohl, Chad	10	St. Mark's H	11.44
2	Green, Traeyon	12	Brandywine H	11.34
3	Cureton, Eric	10	Delaware Mil	11.26
4	Levan, Jazonte	10	Seaford High	11.05
5	Maynor, Messai	9	Delaware Mil	11.06
6	Guy, Ian	11	Caravel Acad	11.26
7	Stephens, Ashton	11	Indian River	11.34
8	Landy, Ajani	11	Brandywine H	11.44

Event 30 Boys 100 Meter Dash Division 1**8 Advance: Top 1 Each Heat plus Next 6 Best Times**

Lane	Name	Yr	School	Seed Time
------	------	----	--------	-----------

Heat 1 of 2 Prelims

1	Phillips, Sage	11	St. Georges	11.35
2	Messick, Thomas	11	Cape Henlope	11.14
3	Burke, Amari	10	St. Georges	10.92
4	Baronette, Tysean	12	Middletown H	10.72
5	DelliCompagni, Vinny	11	Salesianum S	10.91
6	Knarr, Konner	11	Cape Henlope	11.14
7	Dudley, Naim	9	Mount Pleasa	11.34
8	Patterson, Zion	12	Delcastle Hi	11.44

Heat 2 of 2 Prelims

1	DelliCompagni, Anthony	11	Salesianum S	11.36
2	Wright, Timothy	11	Sussex Centr	11.24
3	Laws, Christohper	12	Delcastle Hi	11.10
4	Carter, Demitri	12	Smyrna High	10.79
5	Portale, Michael	12	Salesianum S	10.89
6	James-Ragland, Emeel	11	Polytech Hig	11.14
7	Miller, Chad	10	Appoquinimin	11.33
8	Gillis, Elijah	11	William Penn	11.39

2022 DIAA State Track & Field Championships - 5/20/2022 to 5/21/2022**Dover High School****Meet Program - Friday****Event 55 Girls 3200 Meter Run Division 2**

Lane	Name	Yr	School	Seed Time
Section 1 of 1 Finals				
1	Herrera, Tiffany	12	St. Mark's H	11:00.95
2	Kalihier, Carlita	10	Tatnall	11:01.84
3	Herrera, Stephanie	12	St. Mark's H	11:07.84
4	Endres, Katrina	10	Tatnall	11:09.47
5	Payne, Katie	9	Tatnall	11:21.83
6	Donaldson, Natalie	11	St. Mark's H	11:22.27
7	Crandell, Brynn	10	Indian River	11:44.00
8	Bowe, Lily	10	Sussex Acad	12:07.00
9	Ferry, Grace	12	Newark Chart	12:36.34
10	Benner, Anna	10	Archmere Aca	12:43.11
11	Henderson, Penny	9	Conrad Schoo	13:06.32
12	Halfen, Lily	11	Newark Chart	13:09.68
13	Zhang, Paige	12	Tower Hill S	13:12.18
14	Anderson, Isabell	12	Conrad Schoo	13:13.89
15	Ledford, Josephine	12	Lake Forest	13:14.43

Event 57 Girls 3200 Meter Run Division 1

Lane	Name	Yr	School	Seed Time
Section 1 of 1 Finals				
1	Dorsey, Mary Katherine	12	Padua Academ	11:07.91
2	McCarthy, Kylie	10	Padua Academ	11:31.23
3	Candy, Courtney	12	Appoquinimin	11:34.47
4	Laur, Geneva	12	Padua Academ	11:38.90
5	Kuhlman, Katie	11	Cape Henlope	11:47.00
6	Varrato, Arina	10	Sussex Techn	12:25.00
7	Yerkes, Ellie	11	Polytech Hig	12:33.54
8	Lachke, Nikita	9	Charter Scho	12:38.20
9	Cummings, Taylor	9	Sussex Centr	12:50.00
10	Hassell, Hailey	9	Cape Henlope	12:53.74
11	Bitler, Ashley	9	Appoquinimin	12:59.85
12	Mitchell, Faith	10	Milford High	13:00.00

Event 56 Boys 3200 Meter Run Division 2

Lane	Name	Yr	School	Seed Time
Section 1 of 1 Finals				
1	Pizarro, Nicolas	12	Tatnall	9:18.77
2	Leffler, Max	12	Wilmington F	9:35.71
3	Winnington, Casey	12	St. Mark's H	9:42.18
4	Pizarro, Sebastian	12	Tatnall	9:50.76
5	Latina, Andre	12	Tatnall	9:52.05
6	Koch, Brady	10	Tower Hill S	10:01.74
7	Lum, Finlay	9	Caravel Acad	10:09.63
8	Thornton, Micah	11	Wilmington C	10:16.63
9	Chen, Stanley	12	Tower Hill S	10:33.77
10	Marte, Alejandro	10	Caravel Acad	10:35.35
11	Sims, Chase	11	Indian River	10:37.00
12	Hogate, Patrick	9	St. Mark's H	10:37.15
13	Williamson, Ben	12	Conrad Schoo	10:37.51

Event 58 Boys 3200 Meter Run Division 1

Lane	Name	Yr	School	Seed Time
Section 1 of 1 Finals				
1	Baker, Ryan	11	Cape Henlope	9:18.00
2	Miller, Matt	11	Salesianum S	9:26.08
3	Guy, Kenny	12	Polytech Hig	9:28.23
4	Banko, Ryan	12	Salesianum S	9:33.60
5	Mancuso, Jack	12	Charter Scho	9:40.79
6	Drew, Jonathan	11	Middletown H	9:51.42
7	Rush, Jonas	11	Middletown H	9:55.93
8	Lobo, Alejandro	12	Newark High	9:56.06
9	Cain, Ian	10	Caesar Rodne	10:07.00
10	O'Donnell, Liam	11	Cape Henlope	10:09.00
11	Perry, Eric	11	Milford High	10:16.00
12	Kennedy, James	10	Salesianum S	10:18.61
13	DeGregory, Joey	10	Cape Henlope	10:25.00
14	Price, Caleb	10	Caesar Rodne	10:30.00
15	Waydelis, Nate	10	Milford High	10:34.00
16	Rush, Eamon	11	Middletown H	10:35.66

BOYS TRACK & FIELD STATE RECORDS

Event	Name(s)	School	FAT / H	Year
110M Hurdles	Eric Cannon	Delcastle	13.8	1985
300M Hurdles	Alonzo Wiggins	William Penn	37.23	1993
100 Meters	Leshon Collins	Glasgow	10.54	2012
200 Meters	Edwin Rosembert	Howard	21.36	2017
400 Meters	Lamar Bruton	Howard	47.02	2013
800 Meters	Bruce Harris	Dover	1:49.4	1984
1600 Meters	Kieran Tuntivate	Charter School of Wilm	4:11.71	2015
3200 Meters	Sam Parsons	Tatnall	9:00.61	2012
High Jump	John Carroll	Tower Hill	6'11 ¹ / ₄ "	1981
Long Jump	Marquis Dendy	Middletown	24' 5 ¹ / ₄ "	2011
Triple Jump	Marquis Dendy	Middletown	50' 10 ³ / ₄ "	2010
Pole Vault	Michael Jenson	Appoquinimink	16' 4 ³ / ₄ "	2012
Shot Put	Terry Thomas	Howard	64' 8"	1982
Discus	Terry Thomas	Howard	195'10"	1982
4 X 100M Relay	Robert Green, Charles Taylor, Ron Lott, Steve Brown	Howard	41.5	1983
4 X 200M Relay	Robert Green, Charles Taylor, Ron Lott, Steve Brown	Howard	1:26.9	1984
4 X 400M Relay	Theron Palmer, Adrian Murphy, TYusuf Nuriddin, Tony Brown	Howard	3:14.1	1984
4 X 800M Relay	Joe Donnelly, Dom DellaPelle, Mike Buonocore, Mike Kowal	Salesianum	7:49.10	2005

GIRLS TRACK & FIELD STATE RECORDS

Event	Name(s)	School	FAT / H	Year
100M Hurdles	Jernail Hayes	Glasgow	14.13	2006
300M Hurdles	Jernail Hayes	Glasgow	42.31	2006
100 Meters	Daiija Lampkin	Middletown	11.59	2017
200 Meters	Daiija Lampkin	Middletown	23.63	2017
400 Meters	Daiija Lampkin	Middletown	53.93	2017
800 Meters	Regan Anderson	Tatnall	2:08:58	2013
1600 Meters	Haley Pierce	Tatnall	4:41.19	2011
3200 Meters	Haley Pierce	Tatnall	10:11.80	2012
High Jump	Tisha Milligan	Seaford	5' 8 ¹ / ₄ "	1989
Long Jump	Lynn Harris	Christiana	19' 5 ¹ / ₂ "	1999
Triple Jump	Krystina Muhammad	Newark	39' 3 ¹ / ₂ "	2008
	Micaiah Dendy	St. Georges	39' 3 ¹ / ₂ "	2016
Pole Vault	Ashley Bailey	Middletown	12' .3"	2015
Shot Put	Christina Hillman	St. Thomas More	49'1"	2011
Discus	Myrissa McFolling-Young	Smyrna	159' 6"	2017
4 X 100M Relay	Kristina Viamantie, Alexis Reeves, Javonna Dickerson, Celina Emerson	Delcastle	47.78	2010
4 X 200M Relay	Kristina Viamantie, Javonna Dickerson Alexis Reeves, Celina Emerson	Delcastle	1:39.26	2010
4 X 400M Relay	Shayla Baine, Connie Ellerbe, Tara Fisher, Theresa Hill	William Penn	3:49.6	1984
4 X 800M Relay	Haley Pierce, Lindsay Voltz Julie Williams, Reagan Anderson	Tatnall	8:59.73	2012



Boys' Track and Field State Champions - Division I

Year	Champion (Head Coach)	Score	Runner-Up
2021	Salesianum (Byrne)	160-98	Smyrna (Schafer)
2020	No Championship	Due	To COVID-19
2019	Salesianum (Byrne)	95-89	Sussex Central (Cawthern)
2018	Dover (Soloman)	122-97.5	Salesianum (Gioffre)
2017	Dover (Soloman)	121-90	Salesianum (Gioffre)
2016	Salesianum (Losapio)	107.75-80.75	Dover (Solomon)
2015	Dover (Soloman)	127-81	William Penn (Hopkins)
2014	Caesar Rodney (Tucci)	92-82	Dover (Solomon)
2013	Caesar Rodney (Tucci)	107.5-98	Dover (Solomon)
2012	Salesianum (LoSapio)	113-107	Caesar Rodney (Tucci)
2011	Salesianum (LoSapio)	94-81	Charter School
2010	A.I. duPont (Lantz)	85-83	Charter School
2009	Christiana (Jones)	100-78	Newark
2008	Glasgow (Duncan)	88-70.33	Dover, Caesar Rodney
2007	Salesianum (Heiss)	122-114	St. Mark's
2006	Salesianum (Heiss)	101-95.5	Dover
2005	Salesianum (Heiss)	110-109	Newark
2004	Dover (Soloman)	94-86	Newark
2003	Salesianum (Heiss)	101-96	Dover
2002	William Penn Hopkins)	110-105	Salesianum (Heiss)
2001	Salesianum (Heiss)	97-77	Dover
2000	Christiana (Jones)	98.5-92	Salesianum (Heiss)
1999	Salesianum (Heiss)	128-99	William Penn
1998	Glasgow (Spence)	160-94	Dover
1997	Glasgow (Spence)	118-76	William Penn
1996	William Penn (Kelly)	96-92	Delcastle
1995	Dover (Henry)	94-90	Newark
1994	Salesianum (Heiss)	126-111.5	Glasgow
1993	Salesianum (Heiss)	110.5-79	Delcastle
1992	William Penn (Kelly)	128-75	Delcastle
1991	Salesianum (Heiss)	99-86	William Penn
1990	Delcastle (Anderson)	132-73	Dover
1989	Delcastle (Anderson)	146-71	Salesianum (Heiss)
1988	Delcastle (Anderson)	138-76	Casar Rodney
1987	Howard (Miller)	89-80	Delcastle
1986	Cape Henlopen (Degnan)	99-91	Delcastle
1985	Delcastle (Anderson)	150-78	Dover
1984	Howard (King)	88-66	Cape Henlopen
1983	Dickinson (Henry)	111-85	William Penn
1982	William Penn (Hershey)	69-68.5	Dover
1981	William Penn (Hershey)	92-82.5	Salesianum (Beattie)
1980	Dover (Neylan)	126-108	William Penn (Hollis)
1979	William Penn (Hershey)	114-85	Salesianum (Beattie)

1978	Wilmington (Henry)	107-71	Salesianum (Beattie)
1977	Wilmington (Henry) - North	119-98	Mt. Pleasant
	Dover (Neylan) - South	132-81	Christiana
1976	Dover (Neylan)	101-61.5	Milford
1975	Dover (Neylan)	97-96	Salesianum
1974	Salesianum (Beattie)	40-37	Wilmington
1973	Salesianum (Beattie)	51.5-37	Mt. Pleasant
1972	Salesianum (Beattie)	45-27	DeLaWarr
1971	Salesianum (Beattie)	58-43	Newark
1970	Mt. Pleasant (Crowther)	39-38.5	Seaford



Girls' Track and Field State Champions - Division I

Year	Champions (Head Coach)	Score	Runner-Up
2021	Padua (Giunta)	186-99.5	Smyrna (Schafer)
2020	No Championship	Due	To COVID-19
2019	Padua (Giunta)	163-140	Smyrna (Schafer)
2018	Padua (Giunta)	167-109.5	Smyrna (Schafer)
2017	Padua (Giunta)	184.5-125	Smyrna (Schafer)
2016	Padua (Giunta)	171.5-105.5	Smyrna (Schafer)
2015	Padua (Giunta)	199-76	Middletown
2014	Padua (Giunta)	192-85.5	Caesar Rodney (Tucci)
2013	Smyrna (Schafer)	114-108	Delcastle (Anderson)
2012	Cape Henlopen (Pepper)	98-93	Delcastle (Anderson)
2011	Cape Henlopen (Pepper)	91-84.5	Christiana
2010	Delcastle (Anderson)	112-65	Cape Henlopen
2009	Charter (Walker)	123.5-85	Delcastle
2008	Padua (Episcopo)	103-76	Charter School
2007	Padua (Episcopo)	135-105	Charter School
2006	Padua (Episcopo)	129-86	Charter School
2005	Glasgow (Madric)	102-79.3	Caesar Rodney
2004	Padua (Marini-Kain)	113-87	Brandywine
2003	Padua (Marini)	121-81	Brandywine
2002	Caesar Rodney (Berns)	131-81	Brandywine
2001	Caesar Rodney (Berns)	110-88.5	Brandywine
2000	Dover (Soloman)	118-114.3	Caesar Rodney
1999	Dover (Soloman), William Penn (Lambert)	96-83	Christiana
1998	Dover (Soloman)	73-68	William Penn
1997	Glasgow (Madric)	110-85	Delcastle
1996	Glasgow (Madric)	116-100	Delcastle
1995	Delcastle (Anderson)	109-85	William Penn
1994	Dover (Soloman)	132.5-106	William Penn
1993	Dover (Soloman)	104-99	Caesar Rodney
1992	St. Mark's (Kraiss)	105-101	Dover
1991	Delcastle (Anderson)	68-59	Cape Henlopen
1990	Padua (Lambert)	102-93	Delcastle
1989	Delcastle (Anderson)	115-72	Christiana
1988	Padua (Lambert)	110-68	Delcastle
1987	Padua (Lambert)	109-105	William Penn
1986	Padua (Lambert)	116-84	William Penn
1985	Padua (Lambert)	85-80	William Penn
1984	Padua (Lambert)	110-73	Dover
1983	Padua (Lambert)	124-103	Concord
1982	Concord (Wood)	127-91	Dover
1981	St. Mark's (Kraiss)	92-85	Padua

1980	Caesar Rodney (Harris)	91.3-75	Padua (McPhee)
1979	Caesar Rodney (Harris)	80-61	Dover (Denbrock)
1978	Caesar Rodney (Harris)	80-51	Brandywine (Curtis)
1977	Caesar Rodeny (Harris) - South	81-80	William Penn
	Concord (Wood) - North	88-71	Brandywine
1976	Concord (Wood)	73-60	Claymont
1975	Brandywine (Curtis)	36-31	Lake Forest
1974	St. Mark's (Kraiss)	50-15	Dover Air, Howard, Dover
1973	Dover (Johnson)	18-15	Dover Air



Boys' Track and Field State Champions - Division II

Year	Champion (Head Coach)	Score	Runner-Up (Head Coach)
2021	Lake Forest (Brumund-Smith)		Tatnall (Castagno)
2020	No Championship	Due	To COVID-19
2019	A.I. du Pont (Lantz)	102.5-82	Tatnall (Castagno)
2018	A.I. du Pont (Lantz)	177-73.5	Saint Mark's (DiGennaro)
2017	St. Georges (Gordon)	98-95	Howard (Palka)
2016	Tatnall (Castagno)	96-82	Lake Forest (Johnson)
	St. Georges (Gordon)		
2015	Lake Forest (Johnson)	142-117	Tatnall (Castagno)
2014	Tatnall (Castagno)	136.5-101	Caravel (Merritt)
2013	Caravel (Merritt)	109-104	Tatnall (Castagno)
2012	Hodgson (Baker)	116-112	Tatnall (Castagno)
2011	Milford (Bloom)	82-61	Tatnall (Castagno)
2010	Tatnall (Castagno)	121-60	Howard
2009	Milford (Bloom)	92-67	Archmere
2008	Concord (Lambert)	113-99.75	Caravel
2007	Concord (Langrehr)	114-101	Caravel
2006	Howard (Jordan)	86-84	Concord
2005	Milford (Bloom)	85-78	Mt. Pleasant
2004	Tatnall (Castagno)	85-75.5	Milford
2003	Howard (Jordan)	62-61.5	Cape Henlopen
2002	Cape Henlopen (Pollock)	170-59	Polytech
2001	Tower Hill (Griffith)	93-85	Lake Forest
2000	Cape Henlopen (Pollock)	90.75-60	Archmere
1999	Tower Hill (Markley)	104-87	Lake Forest
1998	Tower Hill (Markley)	105-100	Lake Forest
1997	Tower Hill (Markley)	95-82	Lake Forest
1996	Hodgson (Cylc)	140.5-77	Tower Hill
1995	Tower Hill (Markley)	140-85	Lake Forest
1994	Wilmington (Thompson)	107-100	Lake Forest
1993	Cape Henlopen (Bamforth)	122.5-84	Dickinson
1992	Cape Henlopen (Bamforth)	103-85	Dickinson
1991	Smyrna (Dunn)	98-89	Lake Forest
1990	Smyrna (Dulin)	118-89	Lake Forest
1989	Howard (Madric)	97-81	Tower Hill
1988	Howard (Miller)	132-76	Lake Forest
1987	Lake Forest (Blades)	127.5-91	Wilmington
1986	Milford (Antoine)	139-112.5	Lake Forest (Blades)
1985	Dickinson (Henry)	133-70	Lake Forest (Blades)
1984	Lake Forest (Blades)	111-90	Wilmington
1983	Howard (King)	112-104	Cape Henlopen
1982	Woodbridge (Degnan)	111-95	Howard (King)
1981	Woodbridge (Degnan)	107-101	Howard (King)
1980	Howard (King)	121-74	Woodbridge (Degnan)
1979	Woodbridge (Degnan)	115-100	Howard (King)
1978	Cape Henlopen (Federicks)	110-66	P.S. duPont (Michaels)
1977	Howard (King) - North	114-98	DeLaWarr
	Seaford (Hollis) - South	137-107	Cape Henlopen
1976	Cape Henlopen (Ferdericks)	86-74	Woodbridge
1975	Cape Henlopen (Ferdericks)	91-88	Woodbridge

1974	Tower Hill (Behr)	64-33	Cape Henlopen
1973	Cape Henlopen (Hickman)	54-40	A.I. duPont
1972	Cape Henlopen (Hickman)	62-42	Woodbridge
1971	Cape Henlopen (Hickman)	57-36	A.I. duPont
1970	A.I. du Pont (Hoopes)	50-42	P.S. duPont



Girls' Track and Field State Champions - Division II

Year	Champions (Head Coach)	Score	Runner-Up
2021	St. Mark's (DiGennaro)	157-105	Ursuline (Fischer)
2020	No Championship	Due	To COVID-19
2019	Tatnall (Castagno)	108-104.5	Lake Forest (Johnson)
2018	Tatnall (Castagno)	177-73.5	Ursuline (Fischer)
2017	Tatnall (Castagno)	168-83	Lake Forest (Johnson)
2016	Tatnall (Castagno)	138-74.5	Ursuline (Fischer)
2015	Hodgson (Baker)	126-107	Tatnall (Castagno)
2014	Tatnall (Castagno)	90-82	Hodgson (Baker)
2013	Padua (Giunta)	172-102	Tatnall (Castagno)
2012	Padua (Giunta)	139-124.5	Tatnall (Castagno)
2011	Tatnall (Castagno)	98-61	Appoquinimink
2010	Tatnall (Castagno)	144-71	Archmere
2009	Tatnall (Castagno)	118-106	Cape Henlopen
2008	Tatnall (Castagno)	86-72	Cape Henlopen
2007	Tatnall (Castagno)	84-79	Howard
2006	Milford (Bloom)	100.3-95	Tatnall
2005	Cape Henlopen (Pepper)	80-78	Tatnall
2004	Cape Henlopen (Pepper)	106.5-79	Caravel
2003	Cape Henlopen (Pepper)	97-77	Ursuline
2002	Cape Henlopen (Pepper)	91-68	Lake Forest
2001	Lake Forest (Blades)	101-85	Hodgson
2000	Ursuline (Olivere)	92-71	Cape Henlopen
1999	Ursuline (Olivere)	109-81	Lake Forest (Blades)
1998	Ursuline (Olivere)	145-69	Tower Hill
1997	Ursuline (Olivere)	157-105	Cape Henlopen
1996	Ursuline (Olivere)	123-92	Lake Forest (Blades)
1995	Ursuline (Olivere)	143-123	Lake Forest (Blades)
1994	Ursuline (Olivere)	151.5-145	Lake Forest (Blades)
1993	Ursuline (Olivere)	83-82	Tower Hill
1992	Ursuline (Olivere)	125-90	Cape Henlopen
1991	Ursuline (Olivere)	137.25-54	Tower Hill
1990	Howard (Williams)	111-102	Ursuline (Olivere)
1989	Howard (Madric)	118-107	Ursuline (Olivere)
1988	Ursuline (Olivere)	112-100	Archmere
1987	Ursuline (Olivere)	120-86	Lake Forest (Blades)
1986	Seaford (Bowers)	114-101.5	Lake Forest (Blades)
1985	Seaford (Bowers)	96-95	Dickinson
1984	Seaford (Bowers)	138-97	Lake Forest
1983	Lake Forest (Blades)	144-79	Cape Henlopen
1982	Howard (Webster)	150-88	Lake Forest
1981	Howard (Webster)	147-85	Lake Forest
1980	Howard (Webster)	125-82	Cape Henlopen (Pepper)
1979	Howard (Webster)	114-89	Brandywine (Dodds)
1978	Howard (Webster)	118-59	Claymont (Maurer)

2022 DIAA State Track & Field Championships - 5/20/2022 to 5/21/2022

Dover High School

Meet Program - Saturday

Event 6 Girls Shot Put Unified Sprt Uni

Pos	Name	Yr	School	Seed Mark
Flight 1 of 1 Finals				
1	Harden, Danyelle	10	Smyrna High	6-01.00
2	Kochinsky, Brooke	12	Cape Henlope	6-02.00
3	Grandison, Nevae	9	Dover High S	6-03.00
4	Reed, Carrie	9	Cape Henlope	6-04.00
5	Jackson, Amani	11	McKean (Thom	6-05.00
6	Clark, Karley	10	Middletown H	6-06.00
7	Stevens, Keymoura	11	Caesar Rodne	6-07.00
8	Galiardo, Abby	12	William Penn	6-08.00

Event 5 Boys Shot Put Unified Sprt Uni

Pos	Name	Yr	School	Seed Mark
Flight 1 of 1 Finals				
1	John, Lavance	12	McKean (Thom	6-01.00
2	Perez, Jancarlos	10	William Penn	6-02.00
3	Garris, Bryce	11	Smyrna High	6-03.00
4	Elliott, Waymond	11	Appoquinimin	6-04.00
5	Marcum, Riley	12	Delcastle Hi	6-05.00
6	Palmer, Tony	10	Cape Henlope	6-06.00
7	Ray, Matthew	9	Brandywine H	6-07.00
8	Sligh, Coltin	12	McKean (Thom	6-08.00

Event 88 Boys Long Jump Unified Sprt Uni

Pos	Name	Yr	School	Seed Mark
Flight 1 of 1 Finals				
1	Lloyd-Wheeler, Amir	12	Smyrna High	6-01.00
2	Palmer, Tony	10	Cape Henlope	6-02.00
3	Alvarez-Roman, Alejandrc	10	Cape Henlope	6-03.00
4	Huber, Michael	12	McKean (Thom	6-04.00
5	Zinzi, Evan	12	Cape Henlope	6-05.00
6	McNair, Ammar	11	Caesar Rodne	6-06.00
7	Sligh, Coltin	12	McKean (Thom	6-07.00
8	Brookes, Chris	11	Caesar Rodne	6-08.00

Event 87 Girls Long Jump Unified Sprt Uni

Pos	Name	Yr	School	Seed Mark
Flight 1 of 1 Finals				
1	Reed, Carrie	9	Cape Henlope	6-01.00
2	Owens, Patricia	12	William Penn	6-02.00
3	Kochinsky, Brooke	12	Cape Henlope	6-03.00
4	Stevens, Keymoura	11	Caesar Rodne	6-04.00
5	Panaccione, Emily	10	McKean (Thom	6-05.00
6	Clark, Karley	10	Middletown H	6-06.00

Event 3 Girls Shot Put Division 1

Pos	Name	Yr	School	Seed Mark
Flight 1 of 1 Finals				
1	Baker, Kendyl	10	Caesar Rodne	30-00.25
2	Lenhart, Tabitha	11	Milford High	30-03.00
3	Frick, Alexa	10	Padua Academ	30-06.50
4	White, Aki	11	Dover High S	31-06.00
5	Sivels, Kaitlyn	10	Milford High	31-08.00
6	Cooper, Simone	10	Middletown H	31-09.25
7	Morris, Margaret	12	Padua Academ	31-10.00
8	Hairston, Rhythm	12	Mount Pleasa	31-11.00
9	Zaza, Zaeleya	12	Smyrna High	32-01.50
10	Adamolekun, Kehinde	11	Dover High S	32-08.00
11	Earnest, Mekiyah	10	Padua Academ	33-00.50
12	Hill, Aniya	10	Caesar Rodne	33-05.25
13	Appiah, Gabrielle	12	Newark High	34-04.50
14	Glenn-Russum, Roarie	10	Smyrna High	35-09.50

Event 1 Girls Shot Put Division 2

Pos	Name	Yr	School	Seed Mark
Flight 1 of 1 Finals				
1	Edwards, Layla	9	St. Mark's H	30-05.00
2	Addo, Daphne	10	Archmere Aca	30-07.00
3	Smith, Tasia	10	Lake Forest	31-03.00
4	Palm, Anna	12	St. Mark's H	31-04.00
5	Emedoh, Chinwendu	11	Archmere Aca	31-07.00
6	Williams, Kayla	10	Conrad Schoo	31-11.50
7	MacNamara, Giada	11	Delaware Mil	32-08.50
8	Belle, Adriana	10	Odessa High	33-05.00
9	Almonte, Gabrielle	12	Lake Forest	35-05.00
10	Weaver, Alanah	11	Archmere Aca	35-09.25
11	Hickman, Kirja	10	Lake Forest	37-01.50
12	Hessler, Sarah	12	St. Mark's H	38-08.00
13	Paoella, Gabrielle	11	Ursuline Aca	40-02.50

Event 24 Boys Pole Vault Division 2

Pos	Name	Yr	School	Seed Mark
Flight 1 of 1 Finals				
1	Ramos, Agustin	11	Alexis I. Du	9-00.00
2	Minors, Caden	11	St. Mark's H	9-00.00
3	Oakley, Johnson	11	Lake Forest	9-06.00
4	Chester, Leonardardo	9	Indian River	10-00.00
5	Parham, Kyle	9	Lake Forest	10-00.00
6	Arnold, Alexander	10	Indian River	10-00.00
7	Hall, Hayden	11	Indian River	11-06.00
8	McGrellis, Declan	12	Lake Forest	12-00.00
9	Parker, Dallas	11	Alexis I. Du	12-00.00

2022 DIAA State Track & Field Championships - 5/20/2022 to 5/21/2022

Dover High School

Meet Program - Saturday

Event 26 Boys Pole Vault Division 1

Pos	Name	Yr	School	Seed	Mark
Flight 1 of 1 Finals					
1	Miller, Conor	12	Middletown H	9-06.00	
2	Nicholls, Jacob	12	Appoquinimin	10-00.00	
3	Baker, Maddox	10	Caesar Rodne	10-00.00	
4	Ecret, Eli	9	Salesianum S	10-00.00	
5	Harper, Aiden	12	Appoquinimin	10-06.00	
6	Doyle, Shane	12	Dover High S	10-06.00	
7	Hayes, Jakob	11	Cape Henlope	10-06.00	
8	Houck, Edward	11	Cape Henlope	10-06.00	
9	Statham, Logan	9	Polytech Hig	11-00.00	
10	Orobono, Franco	10	Sussex Centr	11-00.00	
11	Rogers, Edward	12	Dover High S	11-00.00	
12	Salter, Robert	11	Polytech Hig	11-06.00	
13	Lane, Bishop	10	Salesianum S	11-06.00	
14	Napolitano, Zack	12	Polytech Hig	12-03.00	
15	Fletcher, Bailey	10	Cape Henlope	12-06.00	
16	Klous, Matthew	11	Salesianum S	13-07.00	

Event 18 Boys Triple Jump Division 1

Pos	Name	Yr	School	Seed	Mark
Flight 1 of 2 Finals					
1	Kirton, Stephen	12	Hodgson Vo-T	39-01.25	
2	Hall-Freeman, Kaylin	10	Sussex Centr	39-03.00	
3	Anderson, Jalen	10	Polytech Hig	39-05.50	
4	Powell-Holloman, Munir	12	Dover High S	39-08.50	
5	Gueh, Josh	9	Smyrna High	39-09.50	
6	Zamara, Nick	11	Appoquinimin	40-04.00	
7	Powell, Robert	11	Middletown H	40-05.00	
8	Ballard-Rose, Angelo	12	Cape Henlope	40-06.00	
Flight 2 of 2 Finals					
1	Williams, Elijah	10	Smyrna High	40-09.00	
2	Wyche, David	12	Middletown H	41-03.00	
3	Wing, Micah	12	Salesianum S	41-09.00	
4	Jones, Admodrion	12	Delcastle Hi	42-02.50	
5	Miller, Kwame	10	St. Georges	42-05.00	
6	Tyrell, Lawrence	12	Smyrna High	43-05.00	
7	Argo, Adam	12	Salesianum S	43-05.50	
8	Kilby, Jakwon	10	Dover High S	45-02.00	

Event 16 Boys Triple Jump Division 2

Pos	Name	Yr	School	Seed	Mark
Flight 1 of 2 Finals					
1	Frietze, Jacob	12	Tower Hill S	38-01.50	
2	Patel, Vraj	11	Christiana H	38-07.00	
3	Cole, Shamar	10	Lake Forest	38-07.00	
4	Herdon, Ba'Rok	10	Lake Forest	38-09.00	
5	Osborn, Jaeden	11	Howard Tech	39-00.00	
6	Tucci, Bryce	11	St. Mark's H	39-05.75	
7	Adenusi, Tai	12	Archmere Aca	39-08.00	
8	Ramos, Agustin	11	Alexis I. Du	39-11.00	

Flight 2 of 2 Finals

1	Turman, Isaiah	10	Wilmington F	40-03.75
2	Hamlin, Vandrick	10	Caravel Acad	41-10.50
3	Hall, Hayden	11	Indian River	42-00.50
4	White, Jabri	12	St. Mark's H	42-11.50
5	Berthe, Omar	12	Brandywine H	43-04.50
6	Mackall, Carlos	11	Delaware Mil	43-06.50
7	Pressely, Shamel	12	Lake Forest	44-01.00
8	Dockery, Donte	11	Alexis I. Du	46-05.50

Event 15 Girls Triple Jump Division 2

Pos	Name	Yr	School	Seed	Mark
Flight 1 of 2 Finals					
1	Smith, Destiny	10	Howard Tech	30-03.50	
2	Brown, Omere	10	Howard Tech	30-05.75	
3	Arendall, Anave	9	Lake Forest	30-08.00	
4	Berkheimer, Terra	9	Indian River	30-09.00	
5	Connolly, Cecilia	10	Archmere Aca	30-10.50	
6	Quashne, Katharina	10	Ursuline Aca	31-03.00	
7	Haskins, Cameron	11	Tower Hill S	31-05.25	
8	Oscar, Alyssa	11	Sussex Acade	31-07.25	

Flight 2 of 2 Finals

1	Valcin, Melissa	12	Lake Forest	32-05.00
2	Minner, Samantha	11	St. Mark's H	32-08.50
3	Mayo, Ashira	12	Alexis I. Du	33-09.00
4	Hess, Kaitlyn	12	Delaware Mil	34-00.50
5	McKenna, Isabella	12	St. Mark's H	34-07.00
6	Johnson, Camille	9	Tatnall	35-00.25
7	Almonte, Gabrielle	12	Lake Forest	35-01.25
8	McGonigle, Danni	11	St. Mark's H	37-05.50

Event 17 Girls Triple Jump Division 1

Pos	Name	Yr	School	Seed	Mark
Flight 1 of 2 Finals					
1	Hammack, Timarah	10	Caesar Rodne	30-02.50	
2	Jackson, Yu'Nijah	9	Delcastle Hi	30-09.00	
3	Hodge, Sariah	9	Delcastle Hi	31-01.75	
4	Dougherty, Alexa	11	Cape Henlope	31-10.00	
5	Becker, Cassidy	12	Padua Academ	31-10.00	
6	Anderson, Saniyah	9	Delcastle Hi	32-02.00	
7	Davis, Angelina	10	Middletown H	32-04.50	
8	Owusu-Nti, Hannaian	12	Dover High S	32-08.00	

Flight 2 of 2 Finals

1	Rowland, Laila	11	Smyrna High	33-03.00
2	Thompson, Paige	12	Milford High	33-07.00
3	Talamini-Kelemen, Elizabeth	10	Polytech Hig	34-00.50
4	Mack, Brianna	11	Polytech Hig	34-06.00
5	Duke, Brooke	11	Smyrna High	35-01.00
6	Turpin, Denise	12	Smyrna High	36-01.25
7	Earnest, Mekiyah	10	Padua Academ	36-07.75
8	Curtis, Sophia	10	Padua Academ	38-08.00

2022 DIAA State Track & Field Championships - 5/20/2022 to 5/21/2022

Dover High School

Meet Program - Saturday

Event 8 Boys Discus Throw Division 2

Pos	Name	Yr	School	Seed Mark
Flight 1 of 1 Finals				
1	Slaughter, Xavier	12	Archmere Aca	106-10
2	Gbena, Derick	12	Christiana H	106-11
3	Lee, Trevis	11	Dickinson (J	107-02
4	Tietz, Evan	10	Indian River	112-08
5	Spencer, Calif	11	Lake Forest	116-02
6	Grillo, Vincent	11	Tower Hill S	116-06
7	Diossi, Max	12	St. Mark's H	123-05
8	Hall, Dalton	12	Indian River	128-10
9	Rife, Brandon	10	Laurel High	130-09.50
10	Green, Andre	12	St. Elizabet	140-03
11	Klein, Logan	10	St. Mark's H	146-00
12	Highland, Vaughn	12	St. Mark's H	148-00
13	Bliely, Jackson	12	Brandywine H	169-02

Event 10 Boys Discus Throw Division 1

Pos	Name	Yr	School	Seed Mark
Flight 1 of 2 Finals				
1	Hollis, Judah	11	Middletown H	108-05
2	Fuhrman, David	10	Milford High	109-07
3	Tucker, Gavin	12	Appoquinimin	110-00
4	Roberts, Craig	12	Appoquinimin	113-10
5	Balde, Tahirou	11	Caesar Rodne	114-06
6	Archer, Tyree	11	Smyrna High	118-00.50
7	Lindenmeier, Mathias	12	Dover High S	119-05
8	Lewis, Malaki	12	Cape Henlope	124-04
Flight 2 of 2 Finals				
1	Moore-Briddell, Kevon	10	Sussex Centr	128-07
2	Dollard, Christian	12	Middletown H	132-10
3	Jenifer, Jerome	10	Polytech Hig	133-05.50
4	Cheaton, Ryan	12	Middletown H	137-11
5	Dzik, Jason	12	Salesianum S	139-00
6	Roth, Ethan	12	Dover High S	143-09
7	Gulotti, Chris	12	Salesianum S	148-06
8	McDermott, Courtney	11	Mount Pleasa	159-10

Event 21 Girls High Jump Division 1

Pos	Name	Yr	School	Seed Mark
Flight 1 of 1 Finals				
1	Coty, Sarah	11	Cape Henlope	4-06.00
2	Yip, Amaurie	9	Middletown H	4-06.00
3	Solum, Summer	9	Padua Academ	4-06.00
4	Head, Allison	11	Cape Henlope	4-06.00
5	Zhuang, Pauline	11	Charter Scho	4-06.00
6	Melson, Elizabeth	12	Cape Henlope	4-08.00
7	Harrison, Tage	10	Middletown H	4-08.00
8	Jones, Kymoria	11	Delcastle Hi	4-08.00
9	Carter, Angalena	9	Dover High S	4-08.00
10	Stella, Claire	12	Charter Scho	4-10.00
11	Roat, Anna	12	Charter Scho	4-10.00
12	Neiburg, Libby	10	Padua Academ	5-00.00
13	Mosley, Trinity	11	Caesar Rodne	5-00.00
14	Becker, Cassidy	12	Padua Academ	5-00.00
15	Drummond, Alexia	9	Middletown H	5-00.00
16	Simms, Lyece	11	St. Georges	5-02.00
17	Barrett, Syllest	11	Caesar Rodne	5-02.00
18	Reid, Bre	12	Sussex Centr	5-04.00
19	Blakeney, Tyra	12	St. Georges	5-04.00
20	Duke, Brooke	11	Smyrna High	5-04.00

Event 19 Girls High Jump Division 2

Pos	Name	Yr	School	Seed Mark
Flight 1 of 1 Finals				
1	Squire, Reagan	9	Tower Hill S	4-08.00
2	Berkheimer, Terra	9	Indian River	4-08.00
3	Giorgianni, Gia	10	Archmere Aca	4-08.00
4	McDonald, Lauren	10	St. Mark's H	4-08.00
5	Geyer, Katya	8	Sussex Acade	4-08.00
6	Kellman, Niyah	11	Tatnall	4-08.00
7	Malgiero, Ava	9	St. Mark's H	4-08.00
8	Willin, Jane	10	Archmere Aca	4-10.00
9	Connolly, Cecilia	10	Archmere Aca	4-10.00
10	Hernandez, Ariana	9	Tatnall	4-10.00
11	Whalen, Natalie	12	Ursuline Aca	4-10.00
12	Wooten, Danielle	9	Ursuline Aca	4-10.00
13	Steele, Elana	11	Alexis I. Du	4-10.00
14	Schropp, Kitty	9	Tatnall	4-11.00
15	Almonte, Gabrielle	12	Lake Forest	5-00.00
16	McGonigle, Danni	11	St. Mark's H	5-02.00

Event 76 Girls 100 Meter Dash Unified Sprt Uni

Lane	Name	Yr	School	Seed Time
Section 1 of 1 Finals				
1	Panaccione, Emily	10	McKean (Thom	1:07.00
2	Nauman, Elle	12	Cape Henlope	1:05.00
3	Owens, Patricia	12	William Penn	1:03.00
4	Lloyd-Wheeler, Alexis	10	Smyrna High	1:01.00
5	Reed, Carrie	9	Cape Henlope	1:02.00
6	Stevens, Keymoura	11	Caesar Rodne	1:04.00
7	Hall, Keziah	9	Smyrna High	1:06.00
8	Domiano, Gianna	12	Smyrna High	1:08.00

2022 DIAA State Track & Field Championships - 5/20/2022 to 5/21/2022

Dover High School

Meet Program - Saturday

Event 77 Boys 100 Meter Dash Unified Sprt Uni

Lane	Name	Yr	School	Seed Time
Section 1 of 1 Finals				
1	Perez, Jancarlos	10	William Penn	1:07.00
2	John, Lavance	12	McKean (Thom)	1:05.00
3	Collins, Jacob	10	Appoquinimin	1:03.00
4	Elliott, Waymond	11	Appoquinimin	1:01.00
5	Lloyd-Wheeler, Amir	12	Smyrna High	1:02.00
6	McNair, Ammar	11	Caesar Rodne	1:04.00
7	Kroll, Jake	12	Delcastle Hi	1:06.00
8	Zinzi, Evan	12	Cape Henlope	1:08.00

Event 63 Girls 4x200 Meter Relay Division 2

Lane	Team	Relay	Seed Time
Section 1 of 4 Finals			
3	Freire Chart		2:11.54
4	Great Oaks C		2:02.96
5	Laurel High		2:05.42
Section 2 of 4 Finals			
2	Sussex Acade		2:00.91
3	Dickinson (J		2:00.44
4	Brandywine H		1:58.87
5	Christiana H		2:00.43
6	McKean (Thom		2:00.50
7	Wilmington C		2:01.44
Section 3 of 4 Finals			
1	Woodbridge H		1:57.66
2	Indian River		1:56.95
3	Odessa High		1:55.70
4	Tower Hill S		1:53.74
5	Howard Tech		1:55.68
6	Delaware Mil		1:56.31
7	Wilmington F		1:57.55
8	St. Elizabet		1:58.76
Section 4 of 4 Finals			
1	Seaford High		1:53.30
2	Lake Forest		1:50.89
3	Ursuline Aca		1:49.03
4	Tatnall		1:46.72
5	St. Mark's H		1:47.86
6	Archmere Aca		1:50.76
7	Conrad Schoo		1:51.42
8	Newark Chart		1:53.45

Event 65 Girls 4x200 Meter Relay Division 1

Lane	Team	Relay	Seed Time
Section 1 of 3 Finals			
3	Mount Pleasa		1:54.25
4	Middletown H		1:51.82
5	Hodgson Vo-T		1:53.83

Section 2 of 3 Finals

2	Milford High	1:51.40
3	Newark High	1:50.61
4	Delcastle Hi	1:49.73
5	Cape Henlope	1:50.51
6	Appoquinimin	1:50.97
7	Dover High S	1:51.51

Section 3 of 3 Finals

1	Polytech Hig	1:48.80
2	Caesar Rodne	1:46.57
3	Smyrna High	1:46.22
4	Padua Academ	1:45.11
5	St. Georges	1:45.16
6	William Penn	1:46.38
7	Sussex Centr	1:46.62
8	Charter Scho	1:49.06

Event 64 Boys 4x200 Meter Relay Division 2

Lane	Team	Relay	Seed Time
Section 1 of 4 Finals			
3	Wilmington F		1:44.61
4	Tower Hill S		1:42.92
5	Sussex Acade		1:43.06
Section 2 of 4 Finals			
1	Christiana H		1:41.93
2	Indian River		1:41.34
3	Tatnall		1:39.60
4	Odyssey Char		1:38.98
5	Newark Chart		1:39.13
6	Caravel Acad		1:40.15
7	Wilmington C		1:41.87
8	Alexis I. Du		1:42.01
Section 3 of 4 Finals			
1	Howard Tech		1:38.14
2	Woodbridge H		1:38.00
3	Freire Chart		1:37.23
4	Lake Forest		1:35.67
5	Conrad Schoo		1:36.15
6	Dickinson (J		1:37.33
7	Odessa High		1:38.05
8	Laurel High		1:38.71
Section 4 of 4 Finals			
1	Concord High		1:35.42
2	Delaware Mil		1:34.16
3	Seaford High		1:34.00
4	St. Mark's H		1:33.89
5	Brandywine H		1:33.95
6	St. Elizabet		1:34.01
7	McKean (Thom		1:35.09
8	Archmere Aca		1:35.59

2022 DIAA State Track & Field Championships - 5/20/2022 to 5/21/2022

Dover High School

Meet Program - Saturday

Event 66 Boys 4x200 Meter Relay Division 1

Lane	Team	Relay	Seed Time
Section 1 of 2 Finals			
1	Hodgson Vo-T		1:37.05
2	William Penn		1:35.29
3	Salesianum S		1:34.03
4	Caesar Rodne		1:33.29
5	Mount Pleasa		1:33.39
6	Middletown H		1:34.07
7	Newark High		1:35.46
8	Charter Scho		1:38.67
Section 2 of 2 Finals			
1	Cape Henlope		1:31.92
2	Smyrna High		1:31.75
3	Delcastle Hi		1:31.28
4	Sussex Centr		1:30.35
5	Polytech Hig		1:31.20
6	St. Georges		1:31.28
7	Appoquinimin		1:31.92
8	Dover High S		1:32.94

Event 84 Mixed 4x200 Meter Relay Unified Sprt Uni

Lane	Team	Relay	Seed Time
Section 1 of 1 Finals			
3	Caesar Rodne		NT
4	William Penn		NT
5	Cape Henlope		NT
6	Smyrna High		NT

Event 51 Girls 1600 Meter Run Division 2

Lane	Name	Yr	School	Seed Time
Section 1 of 2 Finals				
1	Crandell, Brynn	10	Indian River	5:26.35
2	Pryor, Anna	12	Ursuline Aca	5:28.14
3	Holloway, Mallory	11	Conrad Schoo	5:28.64
4	Bowe, Lily	10	Sussex Acade	5:36.60
5	Geyer, Katya	8	Sussex Acade	5:39.82
6	Benner, Anna	10	Archmere Aca	5:43.35
7	Hennessy, Kyra	10	Newark Chart	5:44.61
8	Ferry, Grace	12	Newark Chart	5:47.02
Section 2 of 2 Finals				
1	Herrera, Tiffany	12	St. Mark's H	5:07.60
2	Payne, Katie	9	Tatnall	5:09.70
3	Kaliher, Carlita	10	Tatnall	5:11.49
4	Herrera, Stephanie	12	St. Mark's H	5:11.85
5	Priest, Maddie	10	Archmere Aca	5:12.99
6	Endres, Katrina	10	Tatnall	5:15.34
7	Kornacki, Clare	11	Ursuline Aca	5:23.24
8	Donaldson, Natalie	11	St. Mark's H	5:23.28

Event 53 Girls 1600 Meter Run Division 1

Lane	Name	Yr	School	Seed Time
Section 1 of 2 Finals				
1	Banning, Tiffany	12	Appoquinimin	5:31.82
2	Collick, Mari	11	Middletown H	5:34.23
3	Talley, Bree	10	Caesar Rodne	5:34.94
4	Andreasen, Claire	12	Charter Scho	5:35.09
5	Needham, Olivia	9	Charter Scho	5:36.59
6	Duffield, Emma	12	Cape Henlope	5:38.14
7	Blackwell, Alexis	10	Caesar Rodne	5:39.16
8	Yerkes, Ellie	11	Polytech Hig	5:48.21
Section 2 of 2 Finals				
1	Dorsey, Mary Katherine	12	Padua Academ	4:59.82
2	Walsh, Isabelle	10	Middletown H	5:00.87
3	Candy, Courtney	12	Appoquinimin	5:06.75
4	Kuhlman, Katie	11	Cape Henlope	5:23.79
5	Wolff, Kelsey	10	Padua Academ	5:24.97
6	Varrato, Arina	10	Sussex Techn	5:25.67
7	McCarthy, Kylie	10	Padua Academ	5:29.17
8	Lombardi, Maria	12	Charter Scho	5:30.69

Event 78 Girls 200 Meter Dash Unified Sprt Uni

Lane	Name	Yr	School	Seed Time
Section 1 of 1 Finals				
1	Clark, Karley	10	Middletown H	1:07.00
2	Domiano, Gianna	12	Smyrna High	1:05.00
3	Kochinsky, Brooke	12	Cape Henlope	1:03.00
4	Lloyd-Wheeler, Alexis	10	Smyrna High	1:01.00
5	Hall, Keziah	9	Smyrna High	1:02.00
6	Nauman, Elle	12	Cape Henlope	1:04.00
7	Windley, Sarah	10	Middletown H	1:06.00
8	Gilligan, Amanda	12	Middletown H	1:08.00

Event 79 Boys 200 Meter Dash Unified Sprt Uni

Lane	Name	Yr	School	Seed Time
Section 1 of 1 Finals				
1	Rivera, Daniel	12	Dover High S	1:07.00
2	Roy, Kyrois	12	William Penn	1:05.00
3	Collins, Jacob	10	Appoquinimin	1:03.00
4	Elliott, Waymond	11	Appoquinimin	1:01.00
5	McNair, Ammar	11	Caesar Rodne	1:02.00
6	John, Lavance	12	McKean (Thom	1:04.00
7	Ray, Matthew	9	Brandywine H	1:06.00
8	Sanchez, Armando	12	William Penn	1:08.00

Event 52 Boys 1600 Meter Run Division 2

Lane	Name	Yr	School	Seed Time
Section 1 of 2 Finals				
1	Thornton, Micah	11	Wilmington C	4:41.38
2	Horgan, Ben	12	Conrad Schoo	4:41.79
3	Koch, Brady	10	Tower Hill S	4:42.65
4	Gebhardt, Connor	10	St. Mark's H	4:43.22
5	Wahl, Sam	10	Archmere Aca	4:43.89
6	Hogate, Patrick	9	St. Mark's H	4:47.20
7	Donaldson, Nathan	11	Newark Chart	4:48.29

2022 DIAA State Track & Field Championships - 5/20/2022 to 5/21/2022

Dover High School

Meet Program - Saturday

Section 2 of 2 Finals...(Event 52 Boys 1600 Meter Run Divisi

1	Pizarro, Nicolas	12	Tatnall	4:17.67
2	Latina, Andre	12	Tatnall	4:26.71
3	Pizarro, Sebastian	12	Tatnall	4:28.36
4	Leffler, Max	12	Wilmington F	4:29.07
5	Winnington, Casey	12	St. Mark's H	4:33.21
6	Twyman, Colby	9	Tower Hill S	4:35.95
7	Sims, Chase	11	Indian River	4:37.53
8	Love-Brown, Lathan	11	Alexis I. Du	4:40.51

Event 54 Boys 1600 Meter Run Division 1

Lane	Name	Yr	School	Seed Time
------	------	----	--------	-----------

Section 1 of 2 Finals

1	O'Donnell, Liam	11	Cape Henlope	4:34.07
2	Harmon, Paul	12	Appoquinimin	4:34.49
3	Rush, Jonas	11	Middletown H	4:35.32
4	Lobo, Alejandro	12	Newark High	4:35.55
5	Sponaugle, Brian	12	Cape Henlope	4:35.64
6	Klosiewicz, Joseph	12	Sussex Techn	4:42.14
7	Toy, Michael	12	Salesianum S	4:44.61
8	Samuels, Walter	11	Middletown H	4:44.70

Section 2 of 2 Finals

1	Gatune, Matt	12	Polytech Hig	4:19.92
2	Miller, Matt	11	Salesianum S	4:21.78
3	Baker, Ryan	11	Cape Henlope	4:23.02
4	Meginniss, Liam	12	Smyrna High	4:23.14
5	Guy, Kenny	12	Polytech Hig	4:24.92
6	Banko, Ryan	12	Salesianum S	4:27.27
7	Mancuso, Jack	12	Charter Scho	4:29.99
8	Drew, Jonathan	11	Middletown H	4:31.89

Event 59 Girls 4x100 Meter Relay Division 2

Lane	Team	Relay	Seed Time
------	------	-------	-----------

Section 1 of 3 Finals

1	Sussex Acade	1:00.00
2	Great Oaks C	58.15
3	Laurel High	57.24
4	Wilmington C	56.12
5	Christiana H	56.80
6	McKean (Thom	58.12
7	Freire Chart	58.64
8	Wilmington F	1:00.08

Section 2 of 3 Finals

1	Odessa High	55.67
2	Indian River	54.70
3	Brandywine H	53.30
4	Seaford High	52.90
5	Alexis I. Du	53.08
6	Tower Hill S	53.73
7	Dickinson (J	55.28
8	Woodbridge H	55.74

Section 3 of 3 Finals

1	Delaware Mil	52.65
2	Archmere Aca	51.74
3	St. Mark's H	51.06
4	Tatnall	49.89
5	Ursuline Aca	50.60
6	Howard Tech	51.18
7	Lake Forest	51.95
8	Newark Chart	52.80

Event 61 Girls 4x100 Meter Relay Division 1

Lane	Team	Relay	Seed Time
------	------	-------	-----------

Section 1 of 2 Finals

1	Mount Pleasa	55.15
2	Newark High	52.94
3	Delcastle Hi	52.15
4	Polytech Hig	51.60
5	Charter Scho	52.02
6	Cape Henlope	52.54
7	Hodgson Vo-T	53.58

Section 2 of 2 Finals

1	Appoquinimin	51.54
2	William Penn	50.99
3	Padua Academ	49.96
4	St. Georges	49.34
5	Sussex Centr	49.48
6	Smyrna High	50.46
7	Caesar Rodne	51.31
8	Milford High	51.56

Event 60 Boys 4x100 Meter Relay Division 2

Lane	Team	Relay	Seed Time
------	------	-------	-----------

Section 1 of 4 Finals

3	Sussex Acade	51.92
4	Christiana H	48.95
5	Wilmington F	50.34

Section 2 of 4 Finals

2	Laurel High	47.86
3	Odyssey Char	47.44
4	Dickinson (J	47.06
5	Newark Chart	47.11
6	Concord High	47.52
7	Conrad Schoo	48.76

Section 3 of 4 Finals

1	Freire Chart	46.82
2	Woodbridge H	46.70
3	Caravel Acad	46.15
4	McKean (Thom	45.66
5	Lake Forest	45.70
6	Indian River	46.26
7	Tower Hill S	46.72
8	Wilmington C	46.92

2022 DIAA State Track & Field Championships - 5/20/2022 to 5/21/2022

Dover High School

Meet Program - Saturday

Section 4 of 4 Finals...(Event 60 Boys 4x100 Meter Relay Div

1	Archmere Aca	44.95
2	St. Mark's H	44.51
3	St. Elizabet	44.45
4	Delaware Mil	43.20
5	Brandywine H	44.17
6	Seaford High	44.49
7	Howard Tech	44.61
8	Alexis I. Du	45.26

Event 62 Boys 4x100 Meter Relay Division 1

Lane	Team	Relay	Seed Time
------	------	-------	-----------

Section 1 of 2 Finals

1	Delcastle Hi	46.60
2	Polytech Hig	45.43
3	Newark High	45.20
4	William Penn	44.45
5	Dover High S	44.98
6	Appoquinimin	45.40
7	Hodgson Vo-T	45.52
8	Charter Scho	46.82

Section 2 of 2 Finals

1	Caesar Rodne	44.40
2	Mount Pleasa	44.26
3	Cape Henlope	43.42
4	Salesianum S	42.46
5	St. Georges	43.41
6	Sussex Centr	43.73
7	Middletown H	44.36
8	Smyrna High	44.43

Event 83 Mixed 4x100 Meter Relay Unified Sprt Uni

Lane	Team	Relay	Seed Time
------	------	-------	-----------

Section 1 of 1 Finals

2	Caesar Rodne	NT
3	Dover High S	NT
4	William Penn	NT
5	McKean (Thom	NT
6	Smyrna High	NT
7	Cape Henlope	NT

Event 43 Girls 400 Meter Dash Division 2

Lane	Name	Yr	School	Seed Time
------	------	----	--------	-----------

Section 1 of 2 Finals

1	Roosen, Amelia	12	St. Mark's H	1:05.22
2	Kellman, Niyah	11	Tatnall	1:04.25
3	Neal, Malana	10	Tatnall	1:02.90
4	Russo, Morgan	11	St. Mark's H	1:02.36
5	Heifetz, Zoe	10	Tower Hill S	1:02.49
6	Hoon, Madissen	10	Concord High	1:03.17
7	Obiora, Abigail	9	Christiana H	1:04.28
8	Tatasciore, Ava	11	Tower Hill S	1:05.41

Section 2 of 2 Finals

1	Dougherty, Loghan	10	Ursuline Aca	1:00.96
2	Blanck, Jordan	10	Conrad Schoo	59.96
3	Napier, Alyssa	9	Conrad Schoo	59.02
4	Tunnell, Sadie	12	Sussex Acade	58.17
5	Smith, Kennedy	8	Caravel Acad	58.45
6	Tanner, Karen	9	Conrad Schoo	59.14
7	Curry, Deja	12	Howard Tech	1:00.75
8	Romeo, Mikayla	11	Tatnall	1:02.05

Event 45 Girls 400 Meter Dash Division 1

Lane	Name	Yr	School	Seed Time
------	------	----	--------	-----------

Section 1 of 2 Finals

1	Abdullah, Alesha	11	Polytech Hig	1:03.14
2	Richards, Epiphany	12	Smyrna High	1:02.93
3	Greene, Zion	9	Polytech Hig	1:02.44
4	Ajuzie, Jennifer	12	Newark High	1:02.37
5	Okorodudu, Gabrielle	9	Caesar Rodne	1:02.44
6	Foster, De'Nijah	9	Delcastle Hi	1:02.87
7	Foster, Deleon	12	Smyrna High	1:02.99
8	May, Jeramiya	12	William Penn	1:03.29

Section 2 of 2 Finals

1	Cauley, Cloe	11	Middletown H	1:01.55
2	Brown, Skye	10	Appoquinimin	1:01.22
3	Smith, Kahlia	11	William Penn	1:00.42
4	Balon, Juliana	10	Padua Academ	58.38
5	Haney, Emily	12	Padua Academ	1:00.18
6	Beddow, Olivia	12	Charter Scho	1:01.04
7	Mays, Jayla	10	Delcastle Hi	1:01.43
8	Griffin, Jazelle	12	Dover High S	1:02.06

Event 44 Boys 400 Meter Dash Division 2

Lane	Name	Yr	School	Seed Time
------	------	----	--------	-----------

Section 1 of 2 Finals

1	Benson, Naim	10	Dickinson (J	53.06
2	Stewart, Marcel	12	Wilmington F	53.04
3	Syan, Manvir	12	Tatnall	52.98
4	Hall, Josh	11	Tower Hill S	52.77
5	Im, Alex	12	Archmere Aca	52.87
6	Bosman, Shaun	8	Christiana H	53.02
7	Hamlin, Vandrick	10	Caravel Acad	53.04
8	Richardson, Tanier	10	Concord High	53.09

Section 2 of 2 Finals

1	Ja'kai, Robinson	10	Dickinson (J	52.59
2	Lee, Gavin	10	Archmere Aca	52.00
3	Nevels Jr., James	12	Delaware Mil	51.95
4	George, Devon	12	Alexis I. Du	49.77
5	Simpson, Ryan	12	Newark Chart	51.82
6	Earnest, Micah	11	Tatnall	51.99
7	Downing, Earl	11	Lake Forest	52.23
8	Dixon, Donovan	10	Caravel Acad	52.74

2022 DIAA State Track & Field Championships - 5/20/2022 to 5/21/2022

Dover High School

Meet Program - Saturday

Event 46 Boys 400 Meter Dash Division 1

Lane Name	Yr	School	Seed Time
-----------	----	--------	-----------

Section 1 of 2 Finals

1	Leggins, Trey	11 Cape Henlope	52.34
2	Reid, Kedar	12 Appoquinimin	52.06
3	Adams, Mason	11 Smyrna High	51.70
4	Portale, Jake	10 Salesianum S	51.53
5	Wilkerson, Kamron	11 Polytech Hig	51.57
6	Price, Lucas	9 Dover High S	51.84
7	Harris, Ja'on	12 Cape Henlope	52.34
8	Patten, Bostwick	11 Middletown H	52.36

Section 2 of 2 Finals

1	Harrison, William	11 Sussex Centr	50.70
2	Mickle, Daymien	12 Smyrna High	50.35
3	Lane, Bishop	10 Salesianum S	49.43
4	Carter, Demetri	12 Smyrna High	49.39
5	Baronette, Tysean	12 Middletown H	49.43
6	Porter, Shaheam	11 Delcastle Hi	50.26
7	Laws, Aiden	11 Delcastle Hi	50.69
8	James-Ragland, Emeel	11 Polytech Hig	50.77

Event 81 Girls 400 Meter Dash Unified Sprt Uni

Lane Name	Yr	School	Seed Time
-----------	----	--------	-----------

Section 1 of 1 Finals

1	Grandison, Nevae	9 Dover High S	1:07.00
2	Windley, Sarah	10 Middletown H	1:05.00
3	Kochinsky, Brooke	12 Cape Henlope	1:03.00
4	Nauman, Elle	12 Cape Henlope	1:01.00
5	Owens, Patricia	12 William Penn	1:02.00
6	Domiano, Gianna	12 Smyrna High	1:04.00
7	Panaccione, Emily	10 McKean (Thom	1:06.00

Event 82 Boys 400 Meter Dash Unified Sprt Uni

Lane Name	Yr	School	Seed Time
-----------	----	--------	-----------

Section 1 of 1 Finals

1	Roy, Kyrois	12 William Penn	1:07.00
2	Collins, Jacob	10 Appoquinimin	1:05.00
3	Sligh, Coltin	12 McKean (Thom	1:03.00
4	Palmer, Tony	10 Cape Henlope	1:01.00
5	Alvarez-Roman, Alejandrc	10 Cape Henlope	1:02.00
6	Elliott, Waymond	11 Appoquinimin	1:04.00
7	Kroll, Jake	12 Delcastle Hi	1:06.00
8	Brookes, Chris	11 Caesar Rodne	1:08.00

Event 39 Girls 300 Meter Hurdles Division 2

Lane Name	Yr	School	Seed Time
-----------	----	--------	-----------

Section 1 of 2 Finals

1	Mayo, Ashira	12 Alexis I. Du	52.85
2	Asare, Yaa	11 Alexis I. Du	51.65
3	Johnson, Camille	9 Tatnall	51.36
4	Minner, Samantha	11 St. Mark's H	50.95
5	Rushing, Layla	11 Newark Chart	51.30
6	Hitchens, Icyss	11 Archmere Aca	51.45
7	Reid, Kendal	10 Delaware Mil	52.73
8	Connolly, Cecilia	10 Archmere Aca	53.52

Section 2 of 2 Finals

1	Williams, Autumn	11 Concord High	50.06
2	Brown-Pierce, Ca'Mi	9 Howard Tech	49.82
3	Donovan, Arianna	9 St. Mark's H	47.78
4	Gramiak, Margo	12 Wilmington F	47.38
5	Harris, Darian	10 Tatnall	47.59
6	Mariano, Alayna	12 St. Mark's H	49.34
7	Yekpe, Sheryl-Oriane	12 Howard Tech	49.87
8	Miller, Tatiana	12 Alexis I. Du	50.24

Event 41 Girls 300 Meter Hurdles Division 1

Lane Name	Yr	School	Seed Time
-----------	----	--------	-----------

Section 1 of 2 Finals

1	Laroche, Soleil	10 Appoquinimin	53.68
2	Dagley, Saniya	9 Smyrna High	51.87
3	Howard, Helena	9 Padua Academ	51.52
4	Becker, Cassidy	12 Padua Academ	50.86
5	Prempeh, Kwamela	10 Delcastle Hi	51.49
6	Harris, Taliyah	9 St. Georges	51.77
7	Williams, Skylin	9 Caesar Rodne	53.44
8	Jackson, Yu'Nijah	9 Delcastle Hi	53.77

Section 2 of 2 Finals

1	Briddell, Essence	11 Sussex Centr	50.04
2	Turpin, Denise	12 Smyrna High	47.97
3	Jarvis, Tia	12 Cape Henlope	47.74
4	Curtis, Sophia	10 Padua Academ	44.75
5	Thomas, Kam'Dyn	10 St. Georges	46.37
6	Henry, Taya	11 Delcastle Hi	47.75
7	Dougherty, Alexa	11 Cape Henlope	49.62
8	Kellem, Alyssa	11 Sussex Techn	50.06

Event 40 Boys 300 Meter Hurdles Division 2

Lane Name	Yr	School	Seed Time
-----------	----	--------	-----------

Section 1 of 2 Finals

1	Cross, Xavier	12 Brandywine H	44.79
2	Cho, Nathan	11 Conrad Schoo	44.55
3	Jones, Alxsandro	12 Alexis I. Du	44.37
4	Macturk, Ian	11 Concord High	44.01
5	Ryakacewski, Jude	10 St. Mark's H	44.22
6	Noel, Omar	11 Dickinson (J	44.41
7	Cox, Matthew	10 St. Mark's H	44.64
8	Hopkins, Maximillian	11 Brandywine H	45.60

Section 2 of 2 Finals

1	Tucci, Bryce	11 St. Mark's H	43.34
2	Downes, Mikey	10 St. Elizabet	42.44
3	Malawi, Darien	12 Concord High	41.46
4	Wright, Jalen	11 Alexis I. Du	40.75
5	Parker, Dallas	11 Alexis I. Du	41.37
6	Morris, Jalen	12 Lake Forest	42.04
7	Guariano, Matt	10 Archmere Aca	43.27
8	Brickman, Cole	11 Indian River	43.64

2022 DIAA State Track & Field Championships - 5/20/2022 to 5/21/2022

Dover High School

Meet Program - Saturday

Event 42 Boys 300 Meter Hurdles Division 1

Lane Name	Yr	School	Seed Time
Section 1 of 2 Finals			
1 Rogers, Edward	12	Dover High S	42.65
2 Latham, Michael	10	Middletown H	42.23
3 Williams, Elijah	10	Smyrna High	41.49
4 Elbashier, Firas	12	Middletown H	41.34
5 Williams, Craig	12	Caesar Rodne	41.40
6 Henry, PJ	11	Sussex Centr	41.82
7 Lupinek, Jack	11	Appoquinimin	42.57
8 Bell, Ashton	10	Cape Henlope	43.16

Section 2 of 2 Finals

1 Tyrell, Lawrence	12	Smyrna High	41.13
2 Small, John	12	Cape Henlope	40.87
3 McKenzie, Bryson	12	Dover High S	40.43
4 Mauricette, Yougendy	11	Sussex Techn	38.11
5 Harris, Anthony	12	Middletown H	40.40
6 Mathis, Amari	12	Salesianum S	40.70
7 James, Isaiah	11	Smyrna High	40.91
8 Smith, Soren	12	Delcastle Hi	41.23

Event 47 Girls 800 Meter Run Division 2

Lane Name	Yr	School	Seed Time
Section 1 of 2 Finals			
1 Socorso, Helen	9	Archmere Aca	2:25.87
2 Donaldson, Natalie	11	St. Mark's H	2:27.13
3 Pryor, Anna	12	Ursuline Aca	2:27.20
4 Knight, Ella	11	Newark Chart	2:30.90
5 Hoon, Madissen	10	Concord High	2:34.15
6 Chakravertti, Anjalie	9	Tower Hill S	2:34.84
7 Whalen, Sarah	10	Ursuline Aca	2:35.79
8 Wichmann, Celia	10	Brandywine H	2:36.10

Section 2 of 2 Finals

1 Napier, Alyssa	9	Conrad Schoo	2:19.11
2 Priest, Maddie	10	Archmere Aca	2:21.45
3 Payne, Katie	9	Tatnall	2:22.07
4 Campanelli, Delaney	12	Tatnall	2:22.36
5 Herrera, Tiffany	12	St. Mark's H	2:22.50
6 Endres, Katrina	10	Tatnall	2:23.18
7 Herrera, Stephanie	12	St. Mark's H	2:23.25
8 Miller, Jalyn	12	Tower Hill S	2:23.93

Event 49 Girls 800 Meter Run Division 1

Lane Name	Yr	School	Seed Time
Section 1 of 2 Finals			
1 Cotton, Mi'Leah	10	Smyrna High	2:30.90
2 Bejjanki, Reshu	10	Charter Scho	2:29.19
3 Blackwell, Alexis	10	Caesar Rodne	2:28.22
4 Hailu, Yohanna	10	Charter Scho	2:27.04
5 Talley, Bree	10	Caesar Rodne	2:27.47
6 Varrato, Arina	10	Sussex Techn	2:28.63
7 Lail, Dreux	11	Caesar Rodne	2:29.41
8 Collick, Mari	11	Middletown H	2:31.80

Section 2 of 2 Finals

1 Banning, Tiffany	12	Appoquinimin	2:24.00
2 Candy, Courtney	12	Appoquinimin	2:21.54
3 Walsh, Isabelle	10	Middletown H	2:17.22
4 Dorsey, Mary Katherine	12	Padua Academ	2:15.67
5 Flanagan, Mary	10	Padua Academ	2:17.19
6 Bocchetti, Elena	12	Padua Academ	2:18.90
7 Stone, Amy	11	Appoquinimin	2:23.54
8 Lombardi, Maria	12	Charter Scho	2:26.99

Event 48 Boys 800 Meter Run Division 2

Lane Name	Yr	School	Seed Time
Section 1 of 2 Finals			
2 Love-Brown, Lathan	11	Alexis I. Du	2:06.08
3 Stewart, Marcel	12	Wilmington F	2:05.43
4 Smith, Miles	11	Concord High	2:05.22
5 Donelson, Nicholas	11	Archmere Aca	2:05.29
6 Maroney, Fin	11	Tower Hill S	2:05.68

Section 2 of 2 Finals

1 Twyman, Colby	9	Tower Hill S	2:04.93
2 Winnington, Casey	12	St. Mark's H	2:03.43
3 Leffler, Max	12	Wilmington F	2:00.31
4 Pizarro, Nicolas	12	Tatnall	1:55.37
5 Latina, Andre	12	Tatnall	1:58.75
6 Facciolo, Julian	11	Archmere Aca	2:01.25
7 Malone, Kevin	12	Delaware Mil	2:03.90
8 Donaldson, Nathan	11	Newark Chart	2:05.06

Event 50 Boys 800 Meter Run Division 1

Lane Name	Yr	School	Seed Time
Section 1 of 2 Finals			
1 Davis, Doug	10	Charter Scho	2:05.76
2 Samuels, Walter	11	Middletown H	2:04.33
3 Baker, Ryan	11	Cape Henlope	2:03.57
4 Blandin, Tyler	12	Polytech Hig	2:02.34
5 Callaway, Julian	12	Cape Henlope	2:02.53
6 Kennedy, James	10	Salesianum S	2:03.83
7 Bieker, Mark	10	Dover High S	2:05.24
8 Barbato, John	10	Salesianum S	2:06.02

Section 2 of 2 Finals

1 Drew, Jonathan	11	Middletown H	2:01.32
2 Guy, Kenny	12	Polytech Hig	1:59.84
3 Meginniss, Liam	12	Smyrna High	1:57.44
4 Gatune, Matt	12	Polytech Hig	1:55.37
5 Filliben, Matthew	12	Salesianum S	1:56.11
6 Harmon, Paul	12	Appoquinimin	1:58.45
7 Cain, Ian	10	Caesar Rodne	2:00.54
8 Sponaugle, Brian	12	Cape Henlope	2:01.57

2022 DIAA State Track & Field Championships - 5/20/2022 to 5/21/2022

Dover High School

Meet Program - Saturday

Event 35 Girls 200 Meter Dash Division 2

Lane Name	Yr	School	Seed Time
Section 1 of 2 Finals			
1 Sadler, Mazan'i	9	Howard Tech	27.51
2 Donovan, Alexis	9	St. Mark's H	27.06
3 Sudler-Brooks, Samiah	12	Ursuline Aca	26.99
4 Allen, Amira		Early College H	26.90
5 Roberts, Lauren	12	Newark Chart	26.92
6 Gramiak, Margo	12	Wilmington F	26.99
7 Glanz, Erin	11	Conrad Schoo	27.43
8 DiCarlo, Ellie	10	Archmere Aca	27.51

Section 2 of 2 Finals

1 Williams, Autumn	11	Concord High	26.59
2 Garibaldi, Reagan	9	St. Mark's H	25.96
3 Tunnell, Sadie	12	Sussex Acade	25.70
4 Smith, Kennedy	8	Caravel Acad	25.53
5 Montgomery, Arianna	8	Tatnall	25.55
6 Young, Cierra	12	Lake Forest	25.70
7 Wooten, Danielle	9	Ursuline Aca	26.20
8 Curry, Deja	12	Howard Tech	26.67

Event 37 Girls 200 Meter Dash Division 1

Lane Name	Yr	School	Seed Time
Section 1 of 2 Finals			
1 Church, Joi	10	Charter Scho	27.45
2 Richards, Epiphany	12	Smyrna High	27.16
3 Okorodudu, Gabrielle	9	Caesar Rodne	27.00
4 Mazzeo, Jane	11	Padua Academ	27.00
5 Briddell, Essence	11	Sussex Centr	27.00
6 Henry, Ny'Ajah	10	Sussex Techn	27.02
7 Ruffini, Cameron	12	Appoquinimin	27.40
8 Mays, Jayla	10	Delcastle Hi	27.58

Section 2 of 2 Finals

1 Brown, Skye	10	Appoquinimin	26.84
2 Rogers, Amaris	11	Smyrna High	26.50
3 Ferrell, Anaeja	12	St. Georges	25.69
4 Balon, Juliana	10	Padua Academ	24.90
5 Kelsic, Tatiana	11	Sussex Centr	25.69
6 Smith, Aaliyah	11	Caesar Rodne	26.00
7 Thomas, Kam'Dyn	10	St. Georges	26.61
8 Ajuzie, Jennifer	12	Newark High	26.90

Event 36 Boys 200 Meter Dash Division 2

Lane Name	Yr	School	Seed Time
Section 1 of 2 Finals			
1 Price, Josiah		Early College H	23.40
2 Bosman, Shaun	8	Christiana H	23.38
3 Lamb, Patrick	9	St. Mark's H	23.33
4 Boladas, Ethan	10	Sussex Acade	23.30
5 Downing, Earl	11	Lake Forest	23.30
6 Dohl, Chad	10	St. Mark's H	23.35
7 Pietlock, Dominick	11	Tower Hill S	23.39
8 Addo, Dylan	12	Archmere Aca	23.48

Section 2 of 2 Finals

1 Landy, Ajani	11	Brandywine H	23.19
2 George, Devon	12	Alexis I. Du	22.88
3 Maynor, Messai	9	Delaware Mil	22.59
4 Levan, Jazonte	10	Seaford High	22.00
5 Morris, Jalen	12	Lake Forest	22.52
6 Cureton, Eric	10	Delaware Mil	22.69
7 Benson, Quasim	11	St. Elizabet	23.09
8 Miller, Craig	10	Caravel Acad	23.29

Event 38 Boys 200 Meter Dash Division 1

Lane Name	Yr	School	Seed Time
Section 1 of 2 Finals			
1 Adams, Mason	11	Smyrna High	22.90
2 Phillips, Sage	11	St. Georges	22.89
3 Grady, Christopher	9	Dover High S	22.80
4 Dudley, Naim	9	Mount Pleasa	22.52
5 Wilkerson, Kamron	11	Polytech Hig	22.70
6 Miller, Chad	10	Appoquinimin	22.83
7 Laws, Christohper	12	Delcastle Hi	22.90
8 Laws, Aiden	11	Delcastle Hi	22.99

Section 2 of 2 Finals

1 Burke, Amari	10	St. Georges	22.31
2 Baronette, Tysean	12	Middletown H	21.99
3 Carter, Demitri	12	Smyrna High	21.86
4 Mauricette, Yougendy	11	Sussex Techn	21.56
5 Truitt, Jasyne	10	Salesianum S	21.84
6 Portale, Michael	12	Salesianum S	21.98
7 James-Ragland, Emeel	11	Polytech Hig	22.24
8 Kelsic, Malik	10	Sussex Centr	22.40

Event 67 Girls 4x400 Meter Relay Division 2

Lane Team	Relay	Seed Time
Section 1 of 3 Finals		
3 Dickinson (J		NT
4 Woodbridge H		5:42.00
5 Brandywine H		NT
Section 2 of 3 Finals		
2 St. Elizabet		4:42.22
3 Delaware Mil		4:32.96
4 Newark Chart		4:26.79
5 Lake Forest		4:27.81
6 Wilmington F		4:38.70
7 Wilmington C		5:02.05

Section 3 of 3 Finals

1 Howard Tech		4:21.77
2 St. Mark's H		4:16.92
3 Tatnall		4:10.07
4 Conrad Schoo		4:01.47
5 Ursuline Aca		4:07.53
6 Sussex Acade		4:14.92
7 Archmere Aca		4:17.00
8 Tower Hill S		4:24.10

2022 DIAA State Track & Field Championships - 5/20/2022 to 5/21/2022

Dover High School

Meet Program - Saturday

Event 69 Girls 4x400 Meter Relay Division 1

Lane	Team	Relay	Seed Time
Section 1 of 3 Finals			
3	Sussex Centr		5:02.71
4	Mount Pleasa		4:44.67
5	Newark High		4:46.57
Section 2 of 3 Finals			
2	Hodgson Vo-T		4:41.48
3	Middletown H		4:21.54
4	Polytech Hig		4:18.45
5	Caesar Rodne		4:19.45
6	Dover High S		4:27.94
7	Milford High		4:42.13
Section 3 of 3 Finals			
1	Smyrna High		4:14.33
2	Appoquinimin		4:13.09
3	William Penn		4:09.56
4	Padua Academ		3:54.85
5	St. Georges		4:05.60
6	Cape Henlope		4:10.51
7	Charter Scho		4:14.13
8	Delcastle Hi		4:16.36

Event 68 Boys 4x400 Meter Relay Division 2

Lane	Team	Relay	Seed Time
Section 1 of 3 Finals			
1	Wilmington C		4:02.45
2	Indian River		3:59.00
3	Woodbridge H		3:58.00
4	Brandywine H		3:53.20
5	Freire Chart		3:53.97
6	Odyssey Char		3:58.81
7	Laurel High		4:00.54
Section 2 of 3 Finals			
1	Sussex Acade		3:49.52
2	Tower Hill S		3:46.89
3	Odessa High		3:44.49
4	St. Elizabet		3:38.91
5	Dickinson (J		3:42.98
6	Caravel Acad		3:46.15
7	Wilmington F		3:47.89
8	Howard Tech		3:53.02
Section 3 of 3 Finals			
1	St. Mark's H		3:35.62
2	Concord High		3:33.92
3	Delaware Mil		3:31.80
4	Alexis I. Du		3:26.31
5	Tatnall		3:28.59
6	Newark Chart		3:32.55
7	Archmere Aca		3:34.48
8	Conrad Schoo		3:38.90

Event 70 Boys 4x400 Meter Relay Division 1

Lane	Team	Relay	Seed Time
Section 1 of 2 Finals			
1	Mount Pleasa		3:42.22
2	Newark High		3:39.60
3	St. Georges		3:35.49
4	Sussex Centr		3:33.05
5	Caesar Rodne		3:34.30
6	William Penn		3:38.91
7	Hodgson Vo-T		3:40.23
8	Charter Scho		3:42.94
Section 2 of 2 Finals			
1	Cape Henlope		3:31.08
2	Middletown H		3:30.34
3	Delcastle Hi		3:24.12
4	Salesianum S		3:20.40
5	Smyrna High		3:22.28
6	Polytech Hig		3:25.75
7	Dover High S		3:30.84
8	Appoquinimin		3:31.42